

Texas and Europe

Jobs



Employment within Texas, 2017

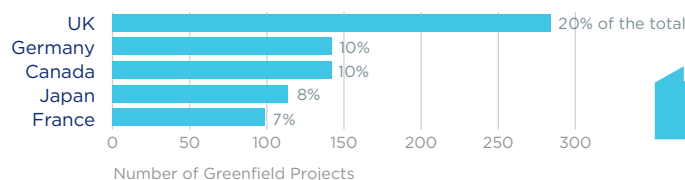
Country	Employment
United Kingdom	118,300
France	61,300
Japan	60,500
Canada	51,100
Germany	48,300

On a country basis, U.K. companies operating in Texas represented 19% of total foreign affiliate employment in Texas, with U.K. multinationals supporting approximately 47,700 more jobs in 2017 than in 2010.

Jobs directly supported by European investment. Total European-related jobs are likely to be higher, because these figures do not include jobs created by trade flows, indirect employment effects through distributors or suppliers, or via non-equity arrangements such as strategic alliances, joint ventures, or other deals.

Investment

Sources of Greenfield Foreign Direct Investment (FDI)



Number of projects does not directly translate to value of projects or jobs added. Greenfield FDI is investment in new assets.

Trade

Texas Goods Exports to Europe, 2018

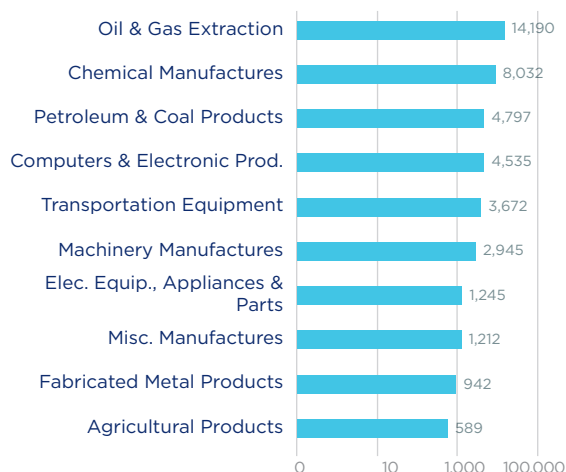
\$45 bn

Oil and gas exports to Europe have soared in recent years, due to the shale revolution in the Permian Basin and the opening up of U.S. export markets.

Top European Export Markets, 2018

Country	Exports (\$ millions)
Netherlands	9,239
United Kingdom	8,436
Germany	4,193
Belgium	3,999
Italy	3,679

Top Ten Exports to Europe, 2018 (\$ millions)



Texas Goods Imports from Europe, 2018

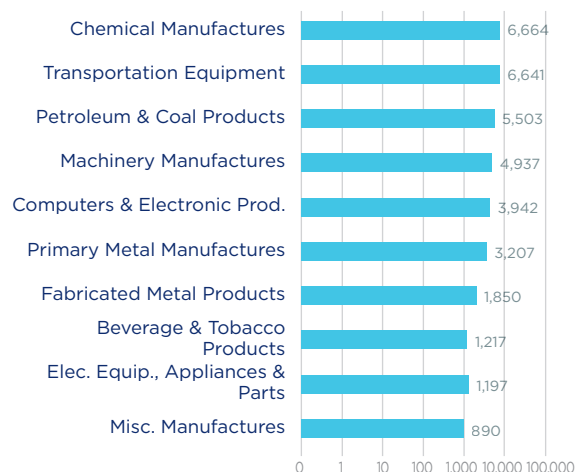
\$41.7 bn

Chemicals and transportation equipment are the top product imports, though total imports are relatively diverse with petroleum & coal and machinery also key imports.

Top European Import Markets, 2018

Country	Imports (\$ millions)
Germany	7,572
United Kingdom	5,406
Italy	3,813
Russia	3,661
France	3,459

Top Ten Imports from Europe, 2018 (\$ millions)



Sources: Bureau of Economic Analysis; U.S. Census Bureau; U.S. Department of Commerce; SelectUSA.