



Portugal and the United States

United States in Portugal

33,597



Portugal in the United States

720

Jobs directly supported by majority-owned affiliates. Estimates for 2018. Total U.S.-related jobs are likely to be higher, because these figures do not include jobs created by trade flows, indirect employment effects through distributors or suppliers, or via non-equity arrangements such as strategic alliances, joint ventures, or other deals.

\$2.8 bn

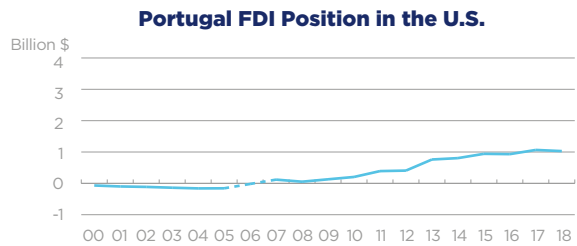
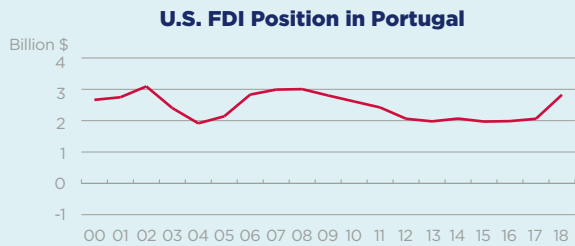


Foreign Direct Investment (FDI), 2018

The investment balance is favored towards Portugal. U.S. direct investment in Portugal totaled \$2.8 billion in 2018, which is largely concentrated in manufacturing, wholesale trade, and professional services. U.S. affiliates employed an estimated 33,597 Portuguese workers in 2018 compared to Portuguese affiliate employment of just 720 Americans. Portugal's direct investment in the U.S. has increased eight-fold since 2009 but decreased 3% in 2018.

\$1.0 bn

Foreign Direct Investment (FDI), 2018



Foreign direct investment position, historic-cost basis, 2000-2018. Note: Dotted line indicates that data has been suppressed for a particular year to avoid disclosure of individual company data.

\$1.6 bn



U.S. Goods Exports to Portugal, 2018

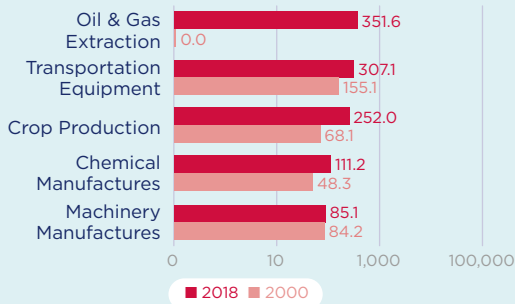
1.9% The U.S. supplied 1.9% of Portugal's total imports... **7.7%** ...but the U.S. share increases to 7.7% when intra-EU trade is excluded from the total.

\$3.9 bn

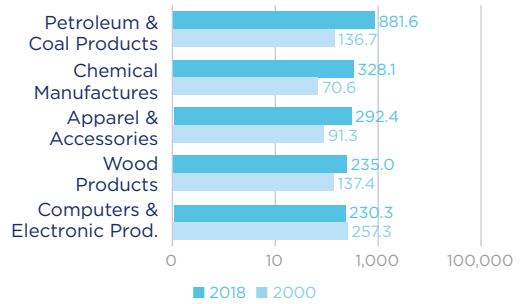
U.S. Goods Imports from Portugal, 2018

5.0% The U.S. received 5.0% of the total goods Portugal exported to the world... **20.0%** ...but the U.S. share increases to 20.0% when intra-EU trade is excluded from the total.

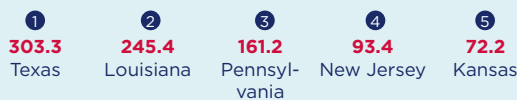
Top Five U.S. Goods Exports to Portugal (\$ millions)



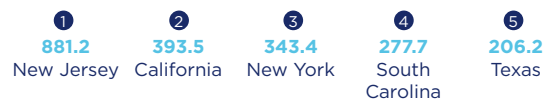
Top Five U.S. Goods Imports from Portugal (\$ millions)



Top State Trade Partners Exports of Goods (\$ millions)



Top State Trade Partners Imports of Goods (\$ millions)



\$1.5 bn



U.S. Services Exports to Portugal, 2018

\$2.4 bn

U.S. Services Imports from Portugal, 2018

Sources: Bureau of Economic Analysis; U.S. Commerce Department; International Monetary Fund; Office of Trade and Economic Analysis.