

Poland and the United States

United States in Poland

208,989



Poland in the United States

816

Jobs directly supported by majority-owned affiliates. Estimates for 2018. Total U.S.-related jobs are likely to be higher, because these figures do not include jobs created by trade flows, indirect employment effects through distributors or suppliers, or via non-equity arrangements such as strategic alliances, joint ventures, or other deals.

\$13.0 bn



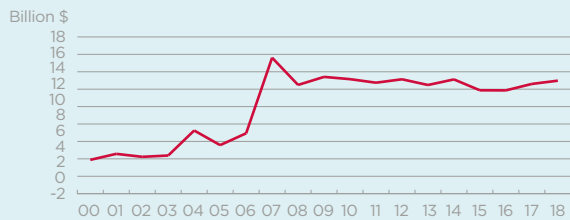
Foreign Direct Investment (FDI), 2018

As one of the largest markets in central Europe, Poland has attracted significant sums of market-seeking U.S. foreign direct investment. The estimated U.S. affiliate workforce of roughly 200,000 workers in Poland ranks number one among EU13 countries by a wide margin. U.S. companies added an estimated 3,000 Polish workers to their payrolls in 2018. Polish companies have yet to make significant investments in the U.S.

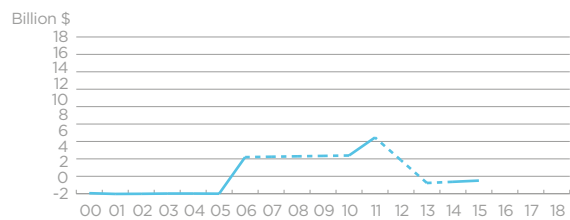
\$1.5 bn

Foreign Direct Investment (FDI), 2015*

U.S. FDI Position in Poland



Poland FDI Position in the U.S.



Foreign direct investment position, historic-cost basis, 2000-2018.

Note: Dotted line indicates that data has been suppressed for a particular year to avoid disclosure of individual company data.

*Latest year of available data.

\$5.4 bn

U.S. Goods Exports to Poland, 2018

2.0% The U.S. supplied 2.0% of Poland's total imports...

6.6% ...but the U.S. share increases to 6.6% when intra-EU trade is excluded from the total.



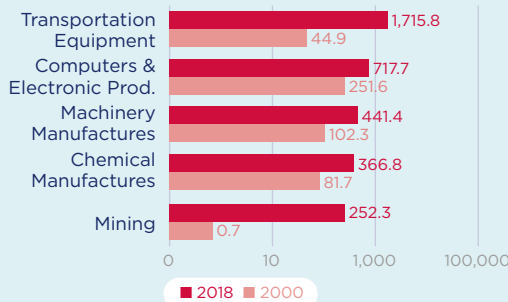
\$8.0 bn

U.S. Goods Imports from Poland, 2017

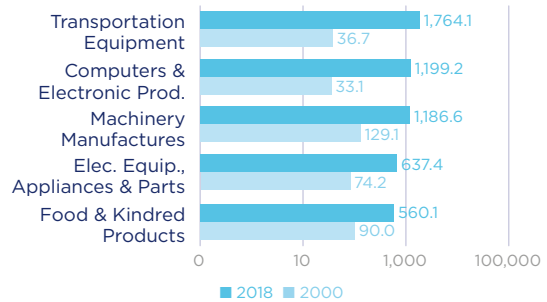
2.7% The U.S. received 2.7% of the total goods Poland exported to the world...

14.1% ...but the U.S. share increases to 14.1% when intra-EU trade is excluded from the total.

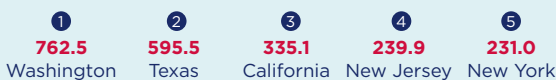
Top Five U.S. Goods Exports to Poland (\$ millions)



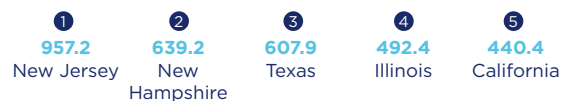
Top Five U.S. Goods Imports from Poland (\$ millions)



Top State Trade Partners Exports of Goods (\$ millions)



Top State Trade Partners Imports of Goods (\$ millions)



\$3.1 bn



U.S. Services Exports to Poland, 2018

\$2.9 bn

U.S. Services Imports from Poland, 2018

Sources: Bureau of Economic Analysis; U.S. Commerce Department; International Monetary Fund; Office of Trade and Economic Analysis.