

Pennsylvania and Europe

Jobs



Employment within Pennsylvania, 2017

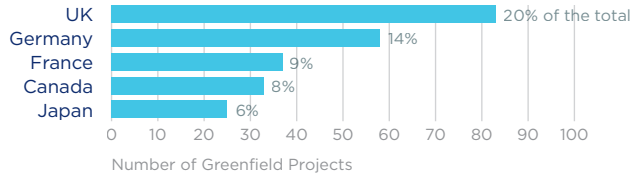
Country	Employment
United Kingdom	57,200
Netherlands	44,000
Germany	38,400
France	28,500
Canada	24,200

On a country basis, U.K. companies operating in Pennsylvania represented 18% of total foreign affiliate employment in Pennsylvania, with U.K. multinationals supporting approximately 4,600 more jobs in 2017 than in 2010.

Jobs directly supported by European investment. Total European-related jobs are likely to be higher, because these figures do not include jobs created by trade flows, indirect employment effects through distributors or suppliers, or via non-equity arrangements such as strategic alliances, joint ventures, or other deals.

Investment

Sources of Greenfield Foreign Direct Investment (FDI)



Number of projects does not directly translate to value of projects or jobs added. Greenfield FDI is investment in new assets.

Trade

Pennsylvania Goods Exports to Europe, 2018

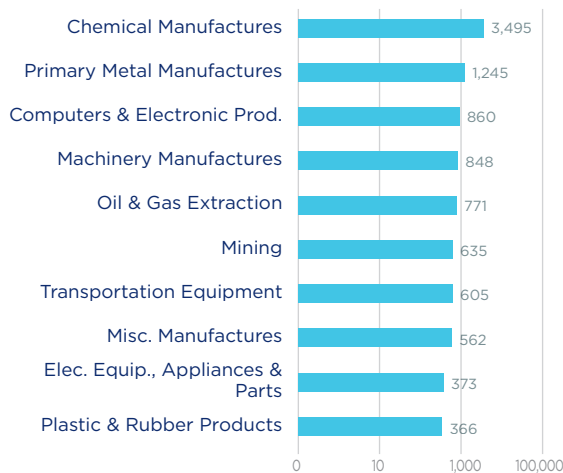
\$11.2 bn

Chemicals and primary metals were the state's largest exports to Europe.

Top European Export Markets, 2018

Country	Exports (\$ millions)
United Kingdom	2,145
Netherlands	1,714
Belgium	1,534
Germany	1,375
Italy	653

Top Ten Exports to Europe, 2018 (\$ millions)



Pennsylvania Goods Imports from Europe, 2018

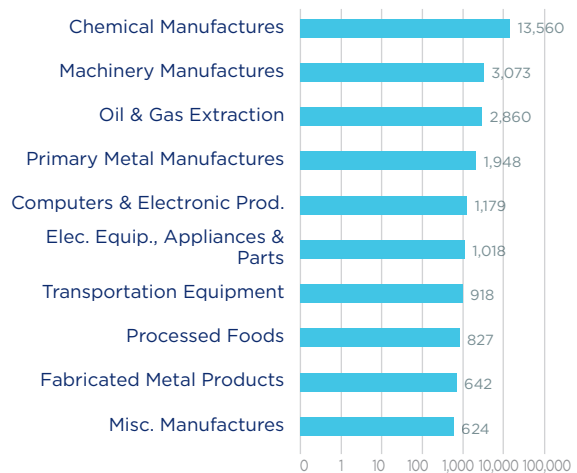
\$30 bn

Imports are heavily concentrated, with chemicals making up over 45% of the state's total European imports.

Top European Import Markets, 2018

Country	Imports (\$ millions)
Germany	5,785
Switzerland	3,475
United Kingdom	3,114
Italy	2,941
Ireland	1,963

Top Ten Imports from Europe, 2018 (\$ millions)



Sources: Bureau of Economic Analysis; U.S. Census Bureau; U.S. Department of Commerce; SelectUSA.