

## Oklahoma and Europe

### Jobs



### Employment within Oklahoma, 2017

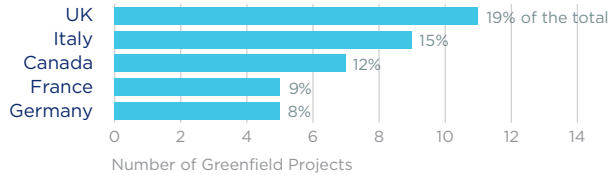
Country	Employment
United Kingdom	9,600
France	8,600
Germany	3,600
Switzerland	3,400
Canada	3,300

On a country basis, U.K. companies operating in Oklahoma represented 19% of total foreign affiliate employment in Oklahoma, with U.K. multinationals supporting approximately 3,800 more jobs in 2017 than in 2010.

Jobs directly supported by European investment. Total European-related jobs are likely to be higher, because these figures do not include jobs created by trade flows, indirect employment effects through distributors or suppliers, or via non-equity arrangements such as strategic alliances, joint ventures, or other deals.

### Investment

### Sources of Greenfield Foreign Direct Investment (FDI)



Number of projects does not directly translate to value of projects or jobs added. Greenfield FDI is investment in new assets.

### Trade

### Oklahoma Goods Exports to Europe, 2018

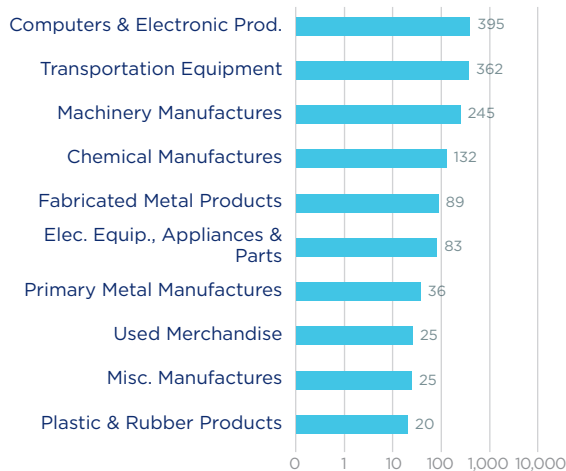
**\$1.5 bn**

Top exports include computers, transportation equipment and machinery.

### Top European Export Markets, 2018

Country	Exports (\$ millions)
Germany	612
Netherlands	246
United Kingdom	157
France	86
Norway	54

### Top Ten Exports to Europe, 2018 (\$ millions)



### Oklahoma Goods Imports from Europe, 2018

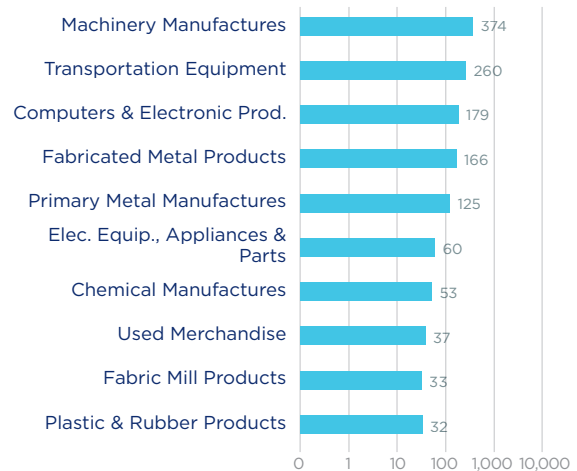
**\$1.5 bn**

Machinery manufactures and transportation equipment are key products imported from Europe.

### Top European Import Markets, 2018

Country	Imports (\$ millions)
Germany	365
United Kingdom	350
Italy	179
France	141
Belgium	51

### Top Ten Imports from Europe, 2018 (\$ millions)



Sources: Bureau of Economic Analysis; Foreign Trade Division, U.S. Census Bureau; U.S. Department of Commerce; SelectUSA.