

Montana and Europe



4,800
Since 2006: -800
(-14.3%)



European companies
account for
62%
of foreign affiliate jobs

Employment within Montana, 2017

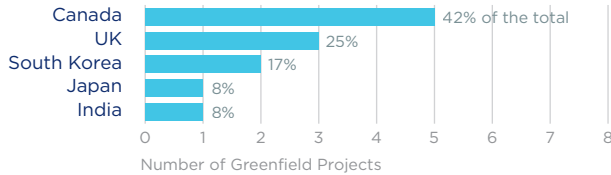
Country	Employment
United Kingdom	2,200
Canada	1,500
France	800
Japan	400
Germany	300

On a country basis, U.K. companies operating in Montana represented 28% of total foreign affiliate employment in Montana, with U.K. multinationals supporting approximately 1,100 more jobs in 2017 than in 2010.

Jobs directly supported by European investment. Total European-related jobs are likely to be higher, because these figures do not include jobs created by trade flows, indirect employment effects through distributors or suppliers, or via non-equity arrangements such as strategic alliances, joint ventures, or other deals.



Sources of Greenfield Foreign Direct Investment (FDI)



12
Greenfield Projects
(October 2009 -
September 2019)

Number of projects does not directly translate to value of projects or jobs added. Greenfield FDI is investment in new assets.



Montana Goods Exports to Europe, 2018

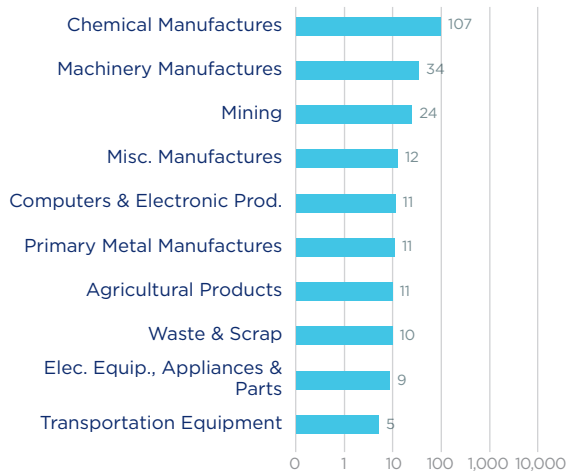
\$241.3 m

Exports are relatively small and skewed towards chemicals, machinery and mining.

Top European Export Markets, 2018

Country	Exports (\$ millions)
Belgium	85
United Kingdom	30
Germany	20
Netherlands	18
France	15

Top Ten Exports to Europe, 2018 (\$ millions)



Montana Goods Imports from Europe, 2018

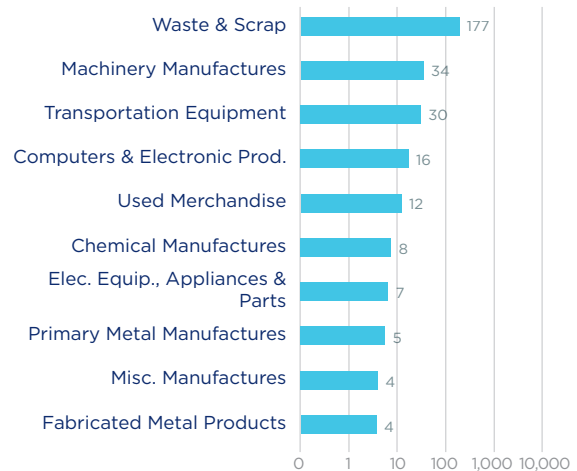
\$341.7 m

Montana's imports from Europe are also small and heavily concentrated in waste & scrap.

Top European Import Markets, 2018

Country	Imports (\$ millions)
Germany	215
Italy	42
France	36
United Kingdom	15
Switzerland	4

Top Ten Imports from Europe, 2018 (\$ millions)



Sources: Bureau of Economic Analysis; U.S. Census Bureau; U.S. Department of Commerce; SelectUSA.