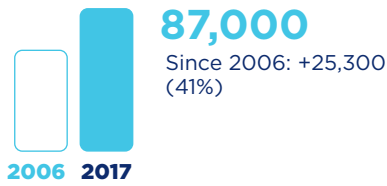


Missouri and Europe



Employment within Missouri, 2017

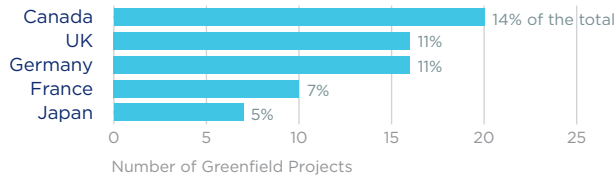
Country	Employment
United Kingdom	26,100
Germany	14,900
Canada	12,100
Japan	12,100
France	11,000

On a country basis, U.K. companies operating in Missouri represented 20% of total foreign affiliate employment in Missouri, with U.K. multinationals supporting approximately 8,700 more jobs in 2017 than in 2010.

Jobs directly supported by European investment. Total European-related jobs are likely to be higher, because these figures do not include jobs created by trade flows, indirect employment effects through distributors or suppliers, or via non-equity arrangements such as strategic alliances, joint ventures, or other deals.



Sources of Greenfield Foreign Direct Investment (FDI)



Number of projects does not directly translate to value of projects or jobs added. Greenfield FDI is investment in new assets.



Missouri Goods Exports to Europe, 2018

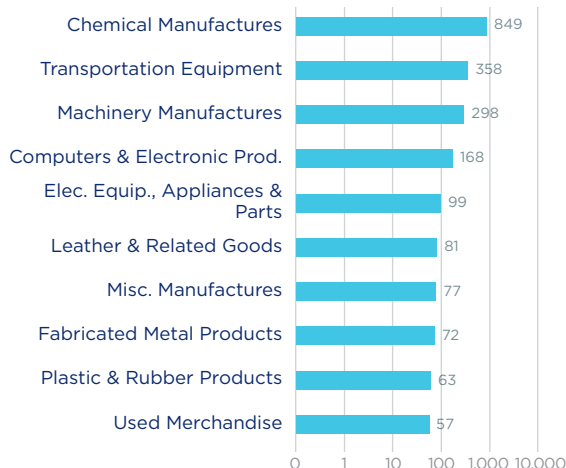
\$2.4 bn

Top exports to Europe from Missouri are chemicals, transportation equipment and machinery manufactures.

Top European Export Markets, 2018

Country	Exports (\$ millions)
Belgium	495
Germany	439
United Kingdom	323
France	245
Netherlands	196

Top Ten Exports to Europe, 2018 (\$ millions)



Missouri Goods Imports from Europe, 2018

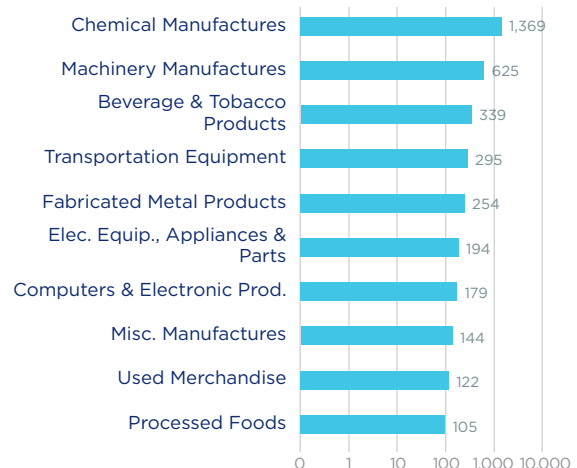
\$4.1 bn

Chemicals, machinery, and beverage & tobacco products were the top imported goods from Europe.

Top European Import Markets, 2018

Country	Imports (\$ millions)
Germany	1,444
Belgium	338
Italy	335
France	318
United Kingdom	284

Top Ten Imports from Europe, 2018 (\$ millions)



Sources: Bureau of Economic Analysis; U.S. Census Bureau; U.S. Department of Commerce; SelectUSA.