



Malta and the United States

United States in Malta

Malta in the United States

1,624



1,224

Jobs directly supported by majority-owned affiliates. Estimates for 2018. Total U.S.-related jobs are likely to be higher, because these figures do not include jobs created by trade flows, indirect employment effects through distributors or suppliers, or via non-equity arrangements such as strategic alliances, joint ventures, or other deals.

\$620 m



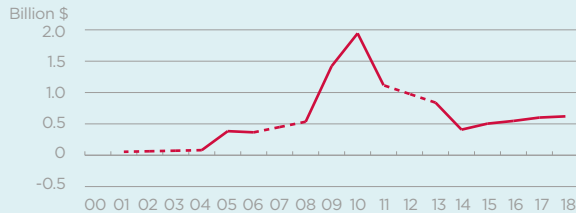
\$1.5 bn

Foreign Direct Investment (FDI), 2018

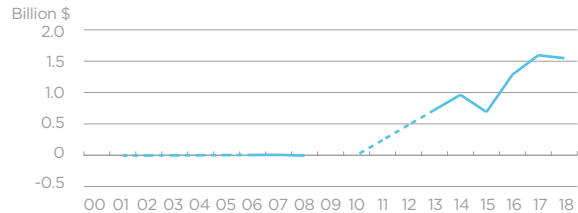
Foreign Direct Investment (FDI), 2018

Despite the country's tiny population (just 494,000 people), Malta has attracted a relatively large amount of foreign direct investment from the U.S. The investment position of the U.S. in Malta amounted to \$620 million in 2018. In addition, American investment supported jobs for roughly 1,600 workers, according to estimates. Meanwhile, Malta's direct investment position in the U.S. totaled \$1.5 billion as of 2018, which is markedly higher from its near-zero levels of investment prior to 2010.

U.S. FDI Position in Malta



Malta FDI Position in the U.S.



Foreign direct investment position, historic-cost basis, 2000-2018.

Note: Dotted line indicates that data has been suppressed for a particular year to avoid disclosure of individual company data.

\$201 m



\$197 m

U.S. Goods Exports to Malta, 2018

U.S. Goods Imports from Malta, 2018

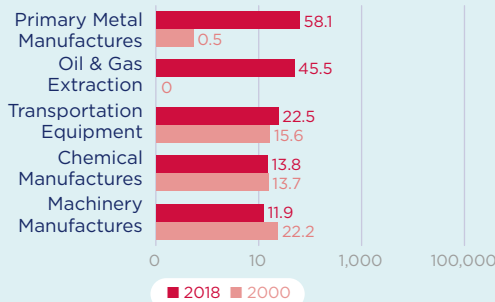
2.1% The U.S. supplied 2.1% of Malta's total imports...

7.7% ...but the U.S. share increases to 7.7% when intra-EU trade is excluded from the total.

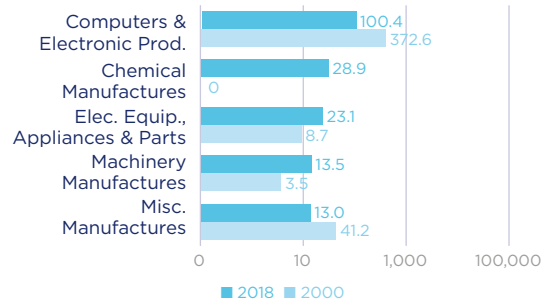
5.8% The U.S. received 5.8% of the total goods Malta exported to the world...

12.4% ...but the U.S. share increases to 12.4% when intra-EU trade is excluded from the total.

Top Five U.S. Goods Exports to Malta (\$ millions)



Top Five U.S. Goods Imports from Malta (\$ millions)



Top State Trade Partners Exports of Goods (\$ millions)



Top State Trade Partners Imports of Goods (\$ millions)



\$210 m



\$236 m

U.S. Services Exports to Malta, 2018

U.S. Services Imports from Malta, 2018

Sources: Bureau of Economic Analysis; U.S. Commerce Department; International Monetary Fund; Office of Trade and Economic Analysis.