

Maine and Europe

Jobs



21,500

Since 2006: +2,500 (13.2%)



European companies account for **62%** of foreign affiliate jobs

Employment within Maine, 2017

Country	Employment
Netherlands	17,500*
Canada	9,700
United Kingdom	2,300
Switzerland	2,100
Germany	1,700

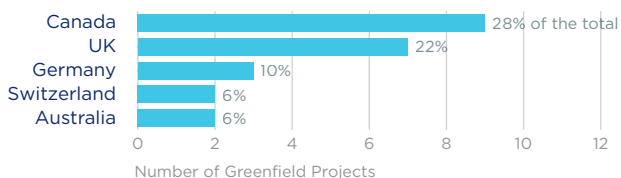
On a country basis, Dutch companies operating in Maine represented 50% of total foreign affiliate employment in Maine, with Dutch multinationals supporting approximately 17,400 more jobs in 2017 than in 2010.

*Netherlands employment data suppressed to avoid disclosure of individual company data. Range of 10,000 - 24,999 employees given.

Jobs directly supported by European investment. Total European-related jobs are likely to be higher, because these figures do not include jobs created by trade flows, indirect employment effects through distributors or suppliers, or via non-equity arrangements such as strategic alliances, joint ventures, or other deals.

Investment

Sources of Greenfield Foreign Direct Investment (FDI)



32

Greenfield Projects (October 2009 - September 2019)

Number of projects does not directly translate to value of projects or jobs added. Greenfield FDI is investment in new assets.

Trade

Maine Goods Exports to Europe, 2018

\$431.5 m

Paper products and transportation equipment are the state's top exports to Europe.

Top European Export Markets, 2018

Country	Exports (\$ millions)
Italy	87
Germany	66
Netherlands	60
United Kingdom	49
Belgium	31

Maine Goods Imports from Europe, 2018

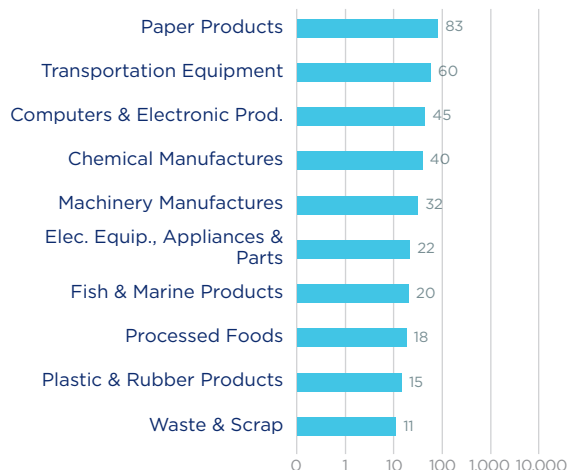
\$875.5 m

Petroleum & coal products represent 28% of Maine's total imports from Europe, followed by machinery and computers & electronic products.

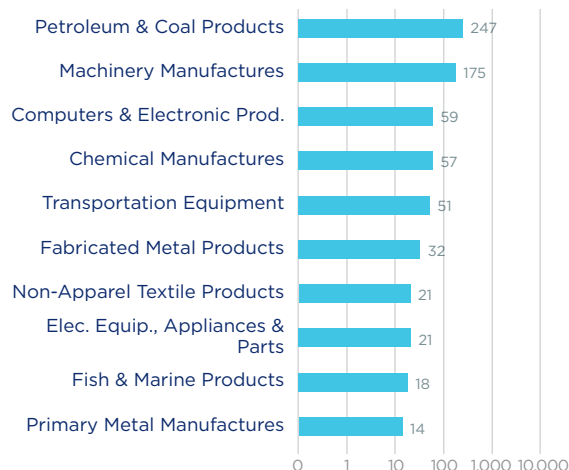
Top European Import Markets, 2018

Country	Imports (\$ millions)
Netherlands	236
Germany	171
United Kingdom	92
Finland	63
Italy	45

Top Ten Exports to Europe, 2018 (\$ millions)



Top Ten Imports from Europe, 2018 (\$ millions)



Sources: Bureau of Economic Analysis; U.S. Census Bureau; U.S. Department of Commerce; SelectUSA.