

Kentucky and Europe



Employment within Kentucky, 2017

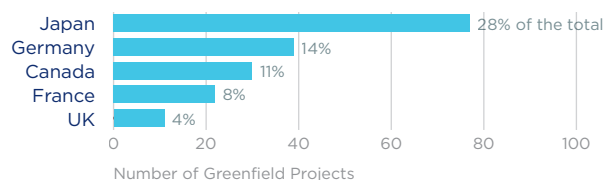
Country	Employment
Japan	46,700
Germany	14,500
Canada	11,500
France	11,500
United Kingdom	9,000

On a country basis, German companies operating in Kentucky represented 10% of total foreign affiliate employment in Kentucky, with German multinationals supporting approximately 5,000 more jobs in 2017 than in 2010.

Jobs directly supported by European investment. Total European-related jobs are likely to be higher, because these figures do not include jobs created by trade flows, indirect employment effects through distributors or suppliers, or via non-equity arrangements such as strategic alliances, joint ventures, or other deals.



Sources of Greenfield Foreign Direct Investment (FDI)



Number of projects does not directly translate to value of projects or jobs added. Greenfield FDI is investment in new assets.



Kentucky Goods Exports to Europe, 2018

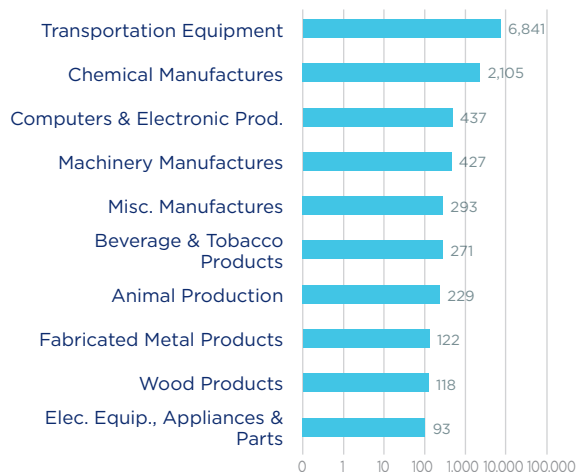
\$11.2 bn

Reflecting the large presence of automobile manufacturers in the state, Kentucky's top export to Europe in 2018 was transportation equipment (61% of total exports).

Top European Export Markets, 2018

Country	Exports (\$ millions)
France	3,317
United Kingdom	2,962
Netherlands	1,316
Germany	1,164
Austria	792

Top Ten Exports to Europe, 2018 (\$ millions)



Kentucky Goods Imports from Europe, 2018

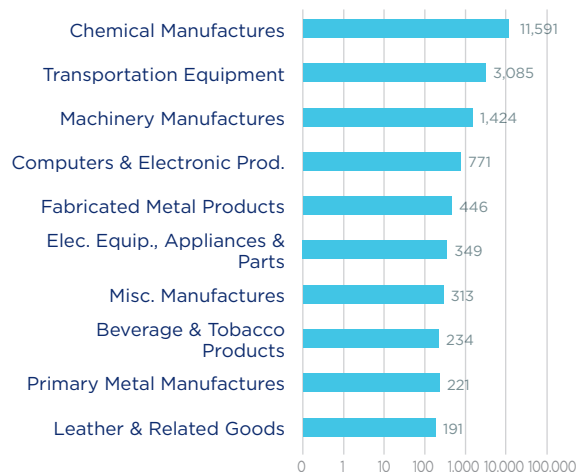
\$22.8 bn

Chemical manufactures were the state's largest import, followed by transportation equipment.

Top European Import Markets, 2018

Country	Imports (\$ millions)
Switzerland	6,620
Ireland	4,229
Germany	2,756
France	2,508
United Kingdom	1,303

Top Ten Imports from Europe, 2018 (\$ millions)



Sources: Bureau of Economic Analysis; U.S. Census Bureau; U.S. Department of Commerce; SelectUSA.