

# Ireland and the United States

## United States in Ireland

**132,052**



## Ireland in the United States

**300,798**

Jobs directly supported by majority-owned affiliates. Estimates for 2018. Total U.S.-related jobs are likely to be higher, because these figures do not include jobs created by trade flows, indirect employment effects through distributors or suppliers, or via non-equity arrangements such as strategic alliances, joint ventures, or other deals.

**\$442.2 bn**

### Foreign Direct Investment (FDI), 2018

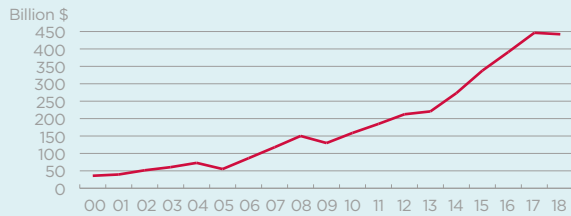


**\$235.7 bn**

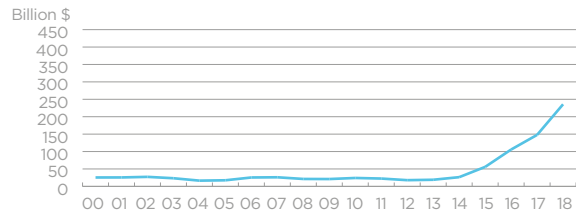
### Foreign Direct Investment (FDI), 2018

The investment balance favors Ireland, with U.S. investment in Ireland totaling some \$442.2 billion in 2018 versus \$235.7 billion of Irish investment in the U.S. Total U.S. FDI in Ireland dropped slightly in 2018, on account of U.S. tax reform and American companies' repatriation of foreign profits. Recent research from the IMF indicates that a large portion of total FDI into Ireland is in Special Purpose Entities (62% of global inward investment). Value added by U.S. affiliates in Ireland totaled an estimated \$102 billion in 2018, almost double the gross product of Irish affiliates operating in the U.S. However, affiliate employment favored the United States, with Ireland's affiliates employing over 150,000 more Americans than U.S. affiliates employed in Ireland.

#### U.S. FDI Position in Ireland



#### Ireland FDI Position in the U.S.



Foreign direct investment position, historic-cost basis, 2000-2018.

**\$10.7 bn**

### U.S. Goods Exports to Ireland, 2018



**18.4%** The U.S. supplied 18.4% of Ireland's total imports...

**50.5%** ...but the U.S. share increases to 50.5% when intra-EU trade is excluded from the total.

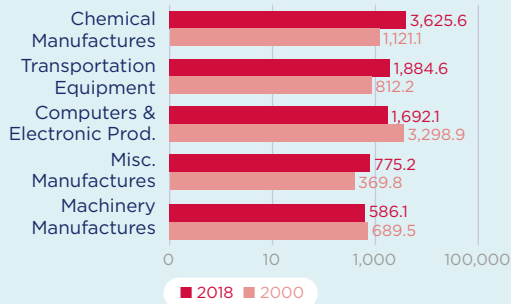
**\$57.5 bn**

### U.S. Goods Imports from Ireland, 2018

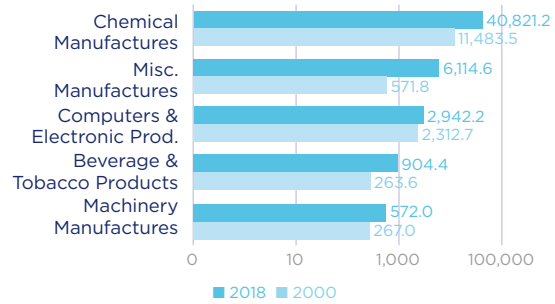
**28.0%** The U.S. received 28.0% of the total goods Ireland exported to the world...

**56.2%** ...but the U.S. share increases to 56.2% when intra-EU trade is excluded from the total.

#### Top Five U.S. Goods Exports to Ireland (\$ millions)



#### Top Five U.S. Goods Imports from Ireland (\$ millions)



#### Top State Trade Partners Exports of Goods (\$ millions)



#### Top State Trade Partners Imports of Goods (\$ millions)



**\$48.5 bn**

### U.S. Services Exports to Ireland, 2018



**\$19.0 bn**

### U.S. Services Imports from Ireland, 2018

Sources: Bureau of Economic Analysis; U.S. Commerce Department; International Monetary Fund; Office of Trade and Economic Analysis.