

## Idaho and Europe



**11,700**  
Since 2006: +1,000 (9.3%)



European companies account for **70%** of foreign affiliate jobs

### Employment within Idaho, 2017

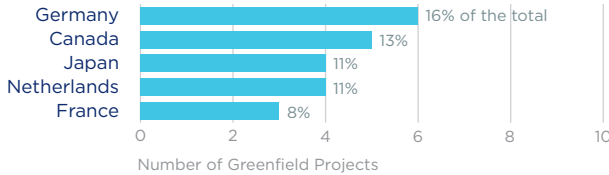
Country	Employment
Canada	3,000
France	2,700
United Kingdom	2,200
Germany	1,900
Switzerland	1,800

On a country basis, French companies operating in Idaho represented 16% of total foreign affiliate employment in Idaho, with French multinationals supporting the same amount of jobs in 2017 as 2010.

Jobs directly supported by European investment. Total European-related jobs are likely to be higher, because these figures do not include jobs created by trade flows, indirect employment effects through distributors or suppliers, or via non-equity arrangements such as strategic alliances, joint ventures, or other deals.



### Sources of Greenfield Foreign Direct Investment (FDI)



**38**  
Greenfield Projects (October 2009 - September 2019)

Number of projects does not directly translate to value of projects or jobs added. Greenfield FDI is investment in new assets.



### Idaho Goods Exports to Europe, 2018

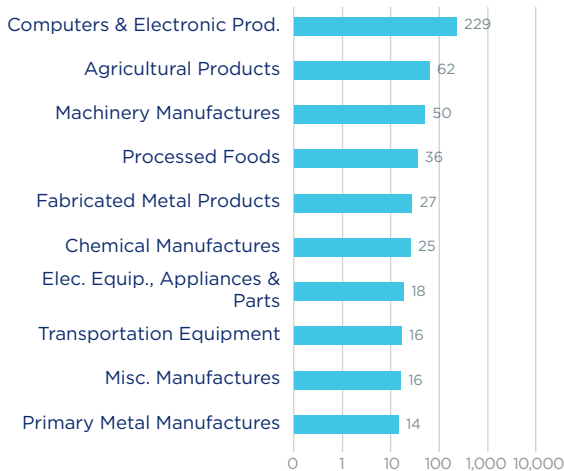
**\$519.2 m**

Computers & electronic products made up almost 45% of total exports to Europe.

#### Top European Export Markets, 2018

Country	Exports (\$ millions)
United Kingdom	189
Netherlands	94
Germany	58
France	33
Spain	30

#### Top Ten Exports to Europe, 2018 (\$ millions)



### Idaho Goods Imports from Europe, 2018

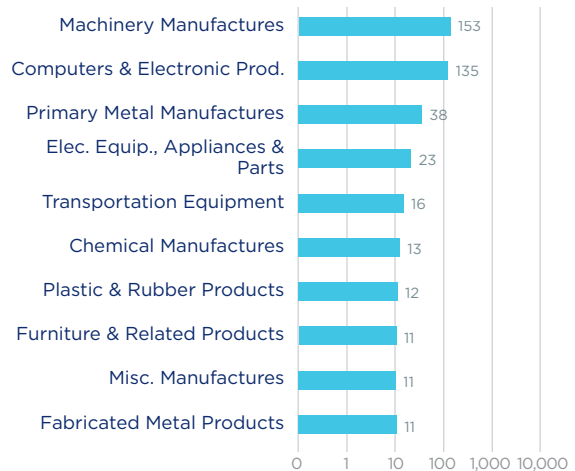
**\$473.7 m**

Machinery manufactures represented 32% of the state's total imports from Europe.

#### Top European Import Markets, 2018

Country	Imports (\$ millions)
Germany	96
Netherlands	85
United Kingdom	68
Greece	41
Italy	34

#### Top Ten Imports from Europe, 2018 (\$ millions)



Sources: Bureau of Economic Analysis; U.S. Census Bureau; U.S. Department of Commerce; SelectUSA.