



Germany and the United States

United States in Germany

713,241



Germany in the United States

789,276

Jobs directly supported by majority-owned affiliates. Estimates for 2018. Total U.S.-related jobs are likely to be higher, because these figures do not include jobs created by trade flows, indirect employment effects through distributors or suppliers, or via non-equity arrangements such as strategic alliances, joint ventures, or other deals.

\$140.3 bn



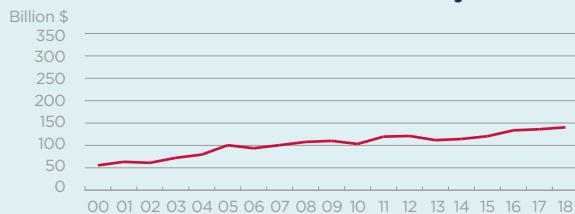
Foreign Direct Investment (FDI), 2018

The investment balance favors the U.S., with Germany's investment in the U.S. more than double the size of U.S. investment in Germany. Transportation equipment manufacturing is the largest industry when it comes to German stock of FDI in the U.S., followed by finance and insurance. The value added by German affiliates in the United States (\$117 billion) was slightly higher than that of U.S. affiliates operating in Germany (\$90 billion), according to 2018 estimates. The employment picture is also relatively balanced, with affiliates of both countries employing a combined workforce of about 1.5 million employees, according to estimates.

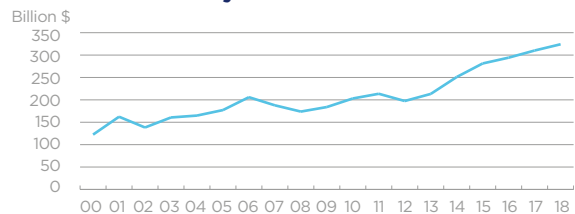
\$324.2 bn

Foreign Direct Investment (FDI), 2018

U.S. FDI Position in Germany



Germany FDI Position in the U.S.



Foreign direct investment position, historic-cost basis, 2000-2018.

\$57.8 bn

U.S. Goods Exports to Germany, 2018

4.5% The U.S. supplied 4.5% of Germany's total imports...

13.3% ...but the U.S. share increases to 13.3% when intra-EU trade is excluded from the total.



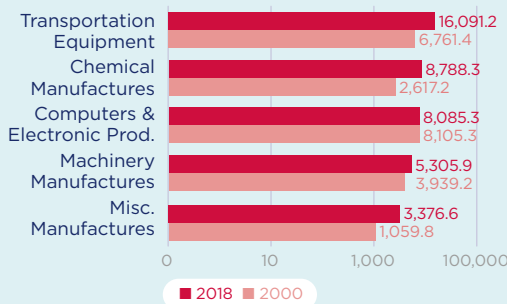
\$125.8 bn

U.S. Goods Imports from Germany, 2018

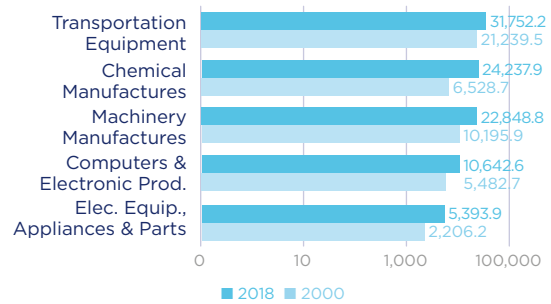
8.7% The U.S. received 8.7% of the total goods Germany exported to the world...

21.1% ...but the U.S. share increases to 21.1% when intra-EU trade is excluded from the total.

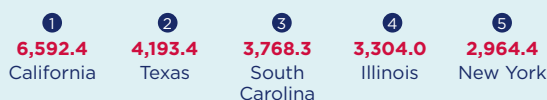
Top Five U.S. Goods Exports to Germany (\$ millions)



Top Five U.S. Goods Imports from Germany (\$ millions)



Top State Trade Partners Exports of Goods (\$ millions)



Top State Trade Partners Imports of Goods (\$ millions)



\$34.8 bn



U.S. Services Exports to Germany, 2018

\$33.6 bn

U.S. Services Imports from Germany, 2018

Sources: Bureau of Economic Analysis; U.S. Commerce Department; International Monetary Fund; Office of Trade and Economic Analysis.