

Wyoming and Europe



5,200
Since 2006: +300
(+6.1%)



European companies account for **63%** of foreign affiliate jobs

Employment within Wyoming, 2018

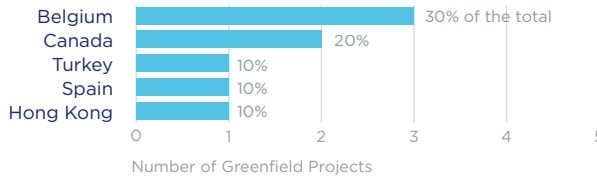
Country	Employment
United Kingdom	2,000
France	1,100
Canada	800
Switzerland	300
Germany	200

On a country basis, U.K. companies operating in Wyoming represented 24% of total foreign affiliate employment in Wyoming, with U.K. multinationals supporting approximately 300 more jobs in 2018 than in 2010.

Jobs directly supported by European investment. Total European-related jobs are likely to be higher, because these figures do not include jobs created by trade flows, indirect employment effects through distributors or suppliers, or via non-equity arrangements such as strategic alliances, joint ventures, or other deals.



Sources of Greenfield Foreign Direct Investment (FDI)



10
Greenfield Projects
(October 2010 - September 2020)

Number of projects does not directly translate to value of projects or jobs added. Greenfield FDI is investment in new assets.



Wyoming Goods Exports to Europe, 2019

\$52.1 m

Chemicals accounted for 22% of Wyoming's exports to Europe in 2019, down from a share of approximately 50% the prior year.

Top European Export Markets, 2019

Country	Exports (\$ millions)
Austria	9
Belgium	8
Netherlands	7
Ireland	5
Switzerland	4

Wyoming Goods Imports from Europe, 2019

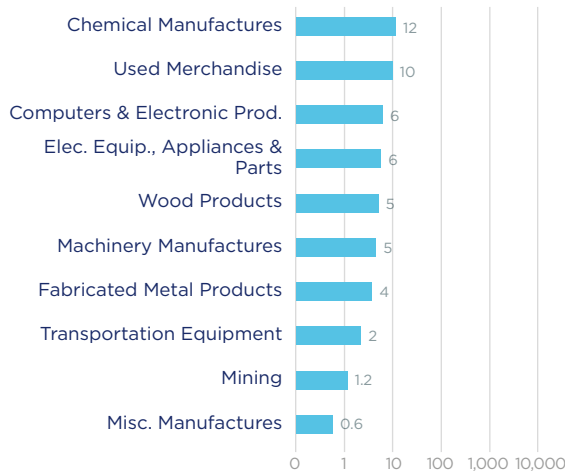
\$97.8 m

Machinery and fabricated metal products are Wyoming's top imports from Europe.

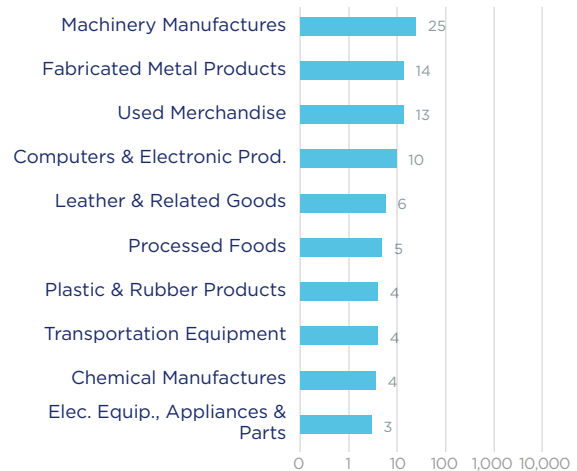
Top European Import Markets, 2019

Country	Imports (\$ millions)
Germany	21
Italy	16
Turkey	15
United Kingdom	10
Belgium	5

Top Ten Exports to Europe, 2019 (\$ millions)



Top Ten Imports from Europe, 2019 (\$ millions)



Sources: Bureau of Economic Analysis; U.S. Census Bureau; U.S. Department of Commerce; SelectUSA.