

West Virginia and Europe



Employment within West Virginia, 2018

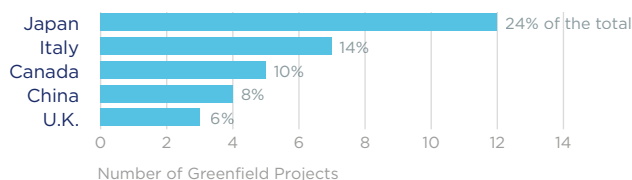
Country	Employment
Canada	6,000
Japan	4,200
United Kingdom	3,100
Netherlands	2,700
Switzerland	1,700

On a country basis, U.K. companies operating in West Virginia represented 11% of total foreign affiliate employment in West Virginia, with U.K. multinationals supporting approximately 1,300 fewer jobs in 2018 than in 2010.

Jobs directly supported by European investment. Total European-related jobs are likely to be higher, because these figures do not include jobs created by trade flows, indirect employment effects through distributors or suppliers, or via non-equity arrangements such as strategic alliances, joint ventures, or other deals.



Sources of Greenfield Foreign Direct Investment (FDI)



Number of projects does not directly translate to value of projects or jobs added. Greenfield FDI is investment in new assets.



West Virginia Goods Exports to Europe, 2019

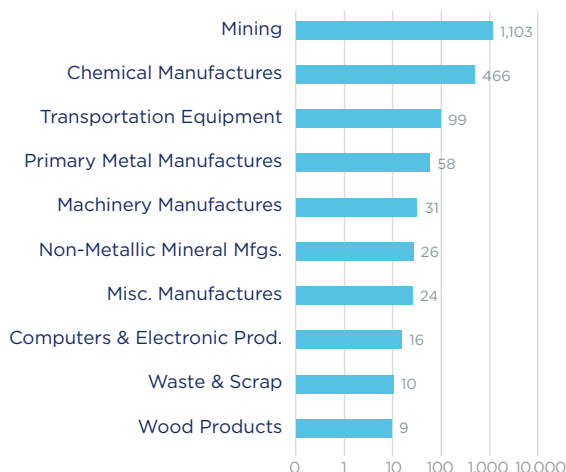
\$1.9 bn

Mining products such as minerals and ores accounted for 57% of exports to Europe in 2019.

Top European Export Markets, 2019

Country	Exports (\$ millions)
Ukraine	481
Netherlands	447
Belgium	256
Germany	190
Italy	140

Top Ten Exports to Europe, 2019 (\$ millions)



West Virginia Goods Imports from Europe, 2019

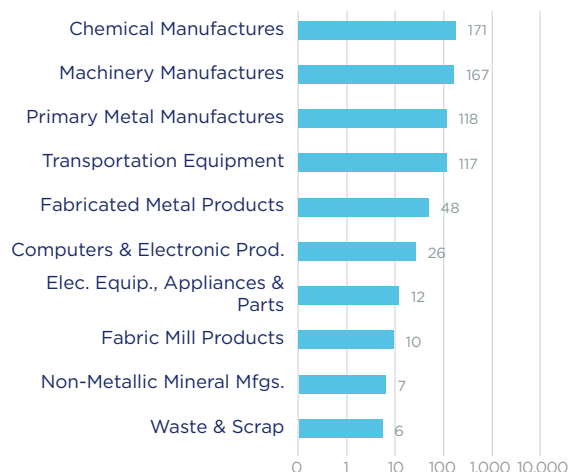
\$0.7 bn

Chemicals and machinery are West Virginia's top imports from Europe.

Top European Import Markets, 2019

Country	Imports (\$ millions)
Germany	227
France	102
Italy	97
United Kingdom	58
Poland	41

Top Ten Imports from Europe, 2019 (\$ millions)



Sources: Bureau of Economic Analysis; U.S. Census Bureau; U.S. Department of Commerce; SelectUSA.