


## Vermont and Europe



**8,300**

Since 2006: +1,600  
(+23.9%)

2006 2018



European companies  
account for  
**74%**  
of foreign affiliate jobs

### Employment within Vermont, 2018

Country	Employment
Netherlands	3,750*
Canada	1,800
France	1,400
Switzerland	900
United Kingdom	750*

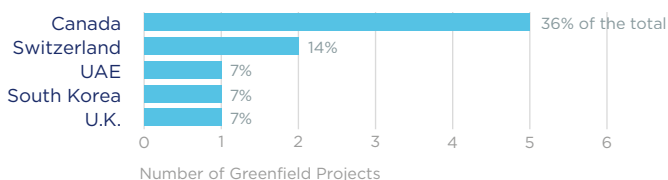
On a country basis, Dutch companies operating in Vermont represented 33% of total foreign affiliate employment in Vermont, with Dutch multinationals supporting approximately 3,250 more jobs in 2018 than in 2010.

\*Netherlands and U.K. employment data suppressed to avoid disclosure of individual company data. Range of 2,500 - 4,999 employees given for the Netherlands; 500-999 employees for the U.K.)

Jobs directly supported by European investment. Total European-related jobs are likely to be higher, because these figures do not include jobs created by trade flows, indirect employment effects through distributors or suppliers, or via non-equity arrangements such as strategic alliances, joint ventures, or other deals.



### Sources of Greenfield Foreign Direct Investment (FDI)



**14**

Greenfield Projects  
(October 2010 -  
September 2020)

Number of projects does not directly translate to value of projects or jobs added. Greenfield FDI is investment in new assets.



### Vermont Goods Exports to Europe, 2019

**\$457.3 m**

About 38% of exports consist of computers & electronic products.

#### Top European Export Markets, 2019

Country	Exports (\$ millions)
Germany	98
United Kingdom	94
Netherlands	84
France	48
Estonia	24

### Vermont Goods Imports from Europe, 2019

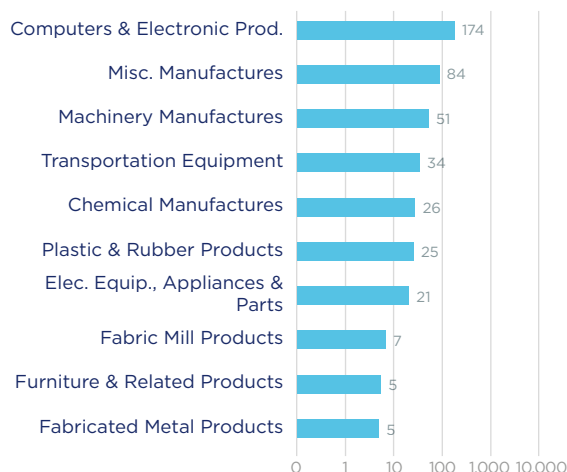
**\$437.0 m**

Computers & electronics are also the state's top import from Europe, also representing roughly 38% of the total goods imported from Europe.

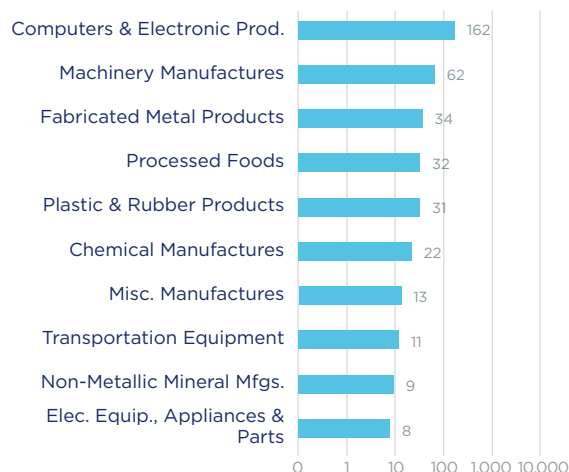
#### Top European Import Markets, 2019

Country	Imports (\$ millions)
France	122
Germany	84
United Kingdom	41
Italy	30
Russia	27

#### Top Ten Exports to Europe, 2019 (\$ millions)



#### Top Ten Imports from Europe, 2019 (\$ millions)



Sources: Bureau of Economic Analysis; U.S. Census Bureau; U.S. Department of Commerce; SelectUSA.