

Utah and Europe



Employment within Utah, 2018

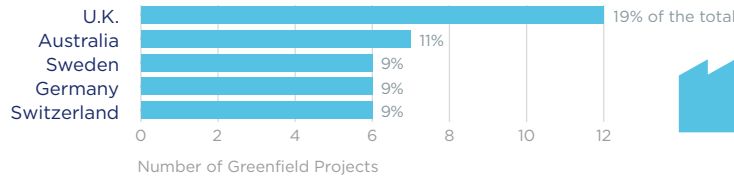
Country	Employment
United Kingdom	10,700
France	5,500
Germany	5,200
Switzerland	3,400
Canada	3,200

On a country basis, U.K. companies operating in Utah represented 21% of total foreign affiliate employment in Utah, with U.K. multinationals supporting approximately 4,900 more jobs in 2018 than in 2010.

Jobs directly supported by European investment. Total European-related jobs are likely to be higher, because these figures do not include jobs created by trade flows, indirect employment effects through distributors or suppliers, or via non-equity arrangements such as strategic alliances, joint ventures, or other deals.



Sources of Greenfield Foreign Direct Investment (FDI)



Number of projects does not directly translate to value of projects or jobs added. Greenfield FDI is investment in new assets.



Utah Goods Exports to Europe, 2019

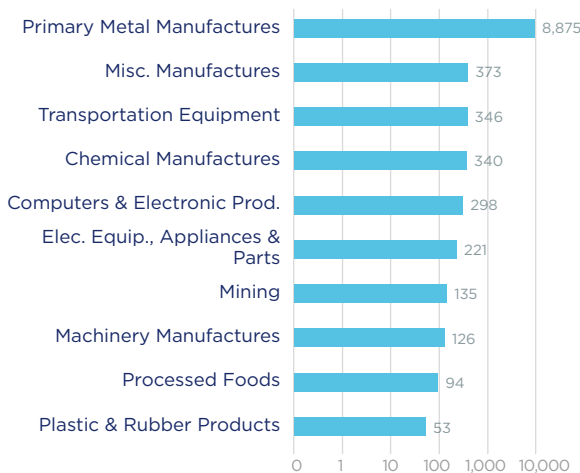
\$11.0 bn

Primary metals dominate the state's exports to Europe, representing over 80% of Utah's total exports.

Top European Export Markets, 2019

Country	Exports (\$ millions)
United Kingdom	8,752
Netherlands	486
Switzerland	403
Germany	401
France	215

Top Ten Exports to Europe, 2019 (\$ millions)



Utah Goods Imports from Europe, 2019

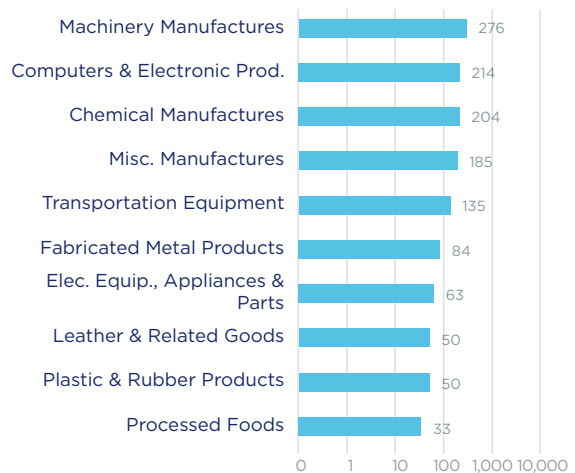
\$1.6 bn

Imports are much more diversified than exports. Machinery, computers & electronic products, and chemicals are the state's top imports from Europe.

Top European Import Markets, 2019

Country	Imports (\$ millions)
Germany	299
France	213
United Kingdom	141
Italy	134
Austria	118

Top Ten Imports from Europe, 2019 (\$ millions)



Sources: Bureau of Economic Analysis; U.S. Census Bureau; U.S. Department of Commerce; SelectUSA.