



Wyoming and Europe



Jobs



2012 2020

4,500

Since 2012: -700
(-13.5%)



European companies account for

60%

of foreign affiliate jobs

Employment within Wyoming, 2020

Country	Employment
United Kingdom	1,700
France	900
Canada	700
Japan	300
Switzerland	300

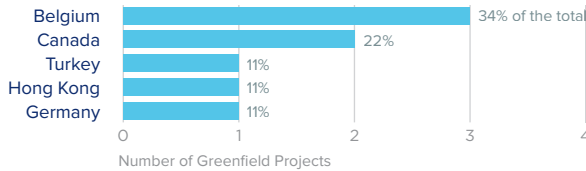
On a country basis, U.K. companies operating in Wyoming represented 23% of total foreign affiliate employment in Wyoming, with U.K. multinationals supporting approximately 600 fewer jobs in 2020 than in 2012.

Jobs directly supported by European investment. Total European-related jobs are likely to be higher, because these figures do not include jobs created by trade flows, indirect employment effects through distributors or suppliers, or via non-equity arrangements such as strategic alliances, joint ventures, or other deals.



Investment

Sources of Greenfield Foreign Direct Investment (FDI)



10

Greenfield Projects
(July 2011 - June 2021)

Number of projects does not directly translate to value of projects or jobs added. Greenfield FDI is investment in new assets. Greenfield projects listed on the right hand side are Greenfield projects in the state from all countries.



Trade

Wyoming Goods Exports to Europe, 2021

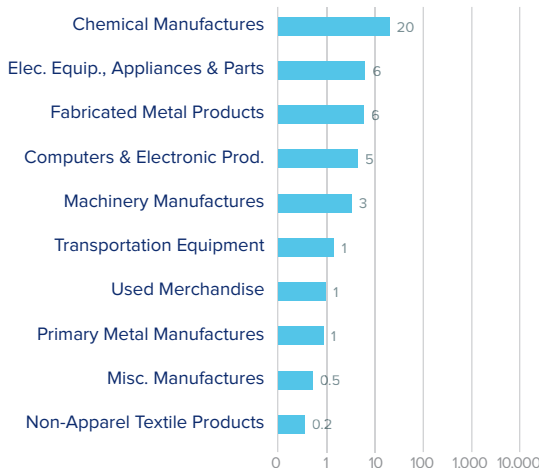
\$44.9 mn

Chemicals accounted for 44% of Wyoming's exports to Europe in 2021.

Top European Export Markets, 2021

Country	Exports (\$ millions)
Belgium	11
Germany	7
United Kingdom	5
Russia	4
Netherlands	3

Top Ten Exports to Europe, 2021 (\$ millions)



Wyoming Goods Imports from Europe, 2021

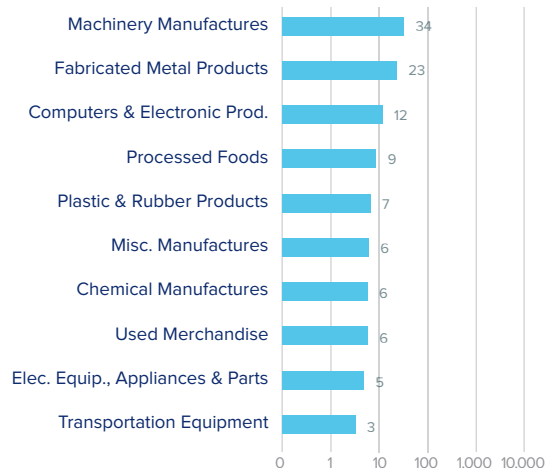
\$134.1 mn

Machinery, fabricated metal products and electronics are Wyoming's top imports from Europe.

Top European Import Markets, 2021

Country	Imports (\$ millions)
Germany	23
Turkey	22
Italy	18
France	14
United Kingdom	8

Top Ten Imports from Europe, 2021 (\$ millions)



Sources: Bureau of Economic Analysis; U.S. Census Bureau; U.S. Department of Commerce; SelectUSA.