

West Virginia and Europe



14,200

Since 2012: -3,000
(-17.4%)



European companies
account for
51%
of foreign affiliate jobs

Employment within West Virginia, 2020

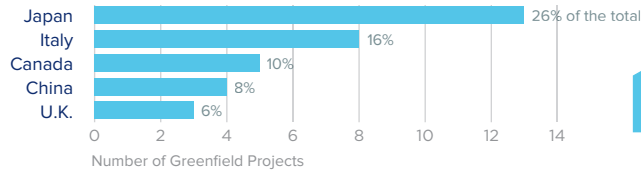
Country	Employment
Canada	5,100
Japan	3,600
France	3,500
Germany	1,900
United Kingdom	1,800

On a country basis, French companies operating in West Virginia represented 13% of total foreign affiliate employment in West Virginia, with French multinationals supporting approximately 2,100 more jobs in 2020 than in 2012.

Jobs directly supported by European investment. Total European-related jobs are likely to be higher, because these figures do not include jobs created by trade flows, indirect employment effects through distributors or suppliers, or via non-equity arrangements such as strategic alliances, joint ventures, or other deals.



Sources of Greenfield Foreign Direct Investment (FDI)



50
Greenfield Projects
(July 2011 - June 2021)

Number of projects does not directly translate to value of projects or jobs added. Greenfield FDI is investment in new assets. Greenfield projects listed on the right hand side are Greenfield projects in the state from all countries.



West Virginia Goods Exports to Europe, 2021

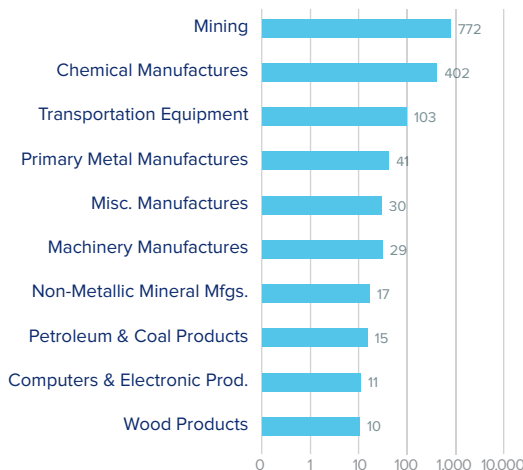
\$1.5 bn

Mining products such as minerals and ores accounted for 51% of exports to Europe in 2021.

Top European Export Markets, 2021

Country	Exports (\$ millions)
Ukraine	372
Netherlands	307
Belgium	243
Germany	168
United Kingdom	89

Top Ten Exports to Europe, 2021 (\$ millions)



West Virginia Goods Imports from Europe, 2021

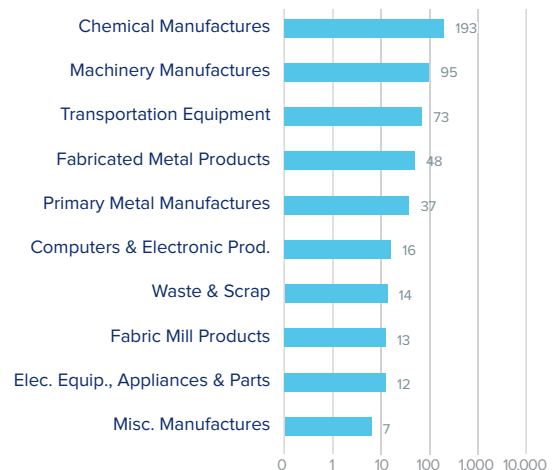
\$0.5 bn

Chemicals, machinery and transportation equipment are West Virginia's top imports from Europe.

Top European Import Markets, 2021

Country	Imports (\$ millions)
Germany	171
United Kingdom	76
France	58
Poland	55
Italy	39

Top Ten Imports from Europe, 2021 (\$ millions)



Sources: Bureau of Economic Analysis; U.S. Census Bureau; U.S. Department of Commerce; SelectUSA.