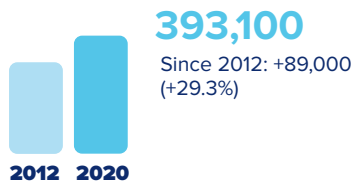


# Texas and Europe



## Employment within Texas, 2020


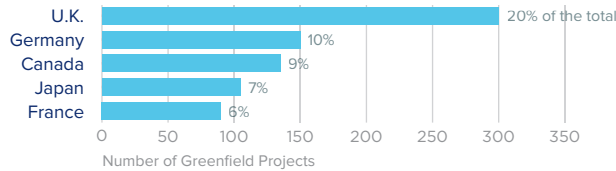
Country	Employment
United Kingdom	114,000
Japan	74,300
Germany	61,100
Canada	60,800
France	60,400

On a country basis, U.K. companies operating in Texas represented 17% of total foreign affiliate employment in Texas, with U.K. multinationals supporting approximately 18,200 more jobs in 2020 than in 2012.

Jobs directly supported by European investment. Total European-related jobs are likely to be higher, because these figures do not include jobs created by trade flows, indirect employment effects through distributors or suppliers, or via non-equity arrangements such as strategic alliances, joint ventures, or other deals.



## Sources of Greenfield Foreign Direct Investment (FDI)



Number of projects does not directly translate to value of projects or jobs added. Greenfield FDI is investment in new assets. Greenfield projects listed on the right hand side are Greenfield projects in the state from all countries.



## Texas Goods Exports to Europe, 2021

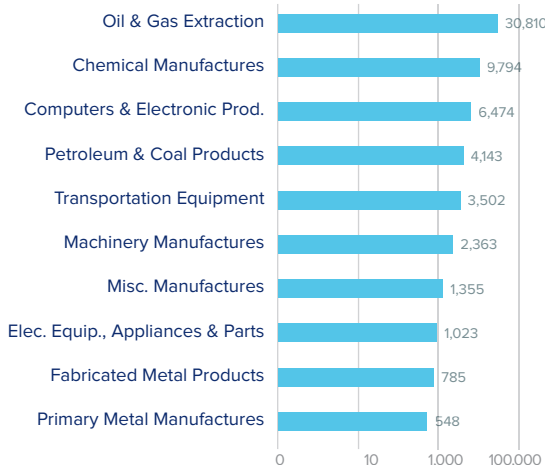
**\$63.0 bn**

Oil and gas exports to Europe have soared in recent years, due to the shale revolution in the Permian Basin and the opening up of U.S. export markets.

### Top European Export Markets, 2021

Country	Exports (\$ millions)
Netherlands	13,071
United Kingdom	9,358
Germany	5,888
Belgium	5,605
France	5,168

### Top Ten Exports to Europe, 2021 (\$ millions)



## Texas Goods Imports from Europe, 2021

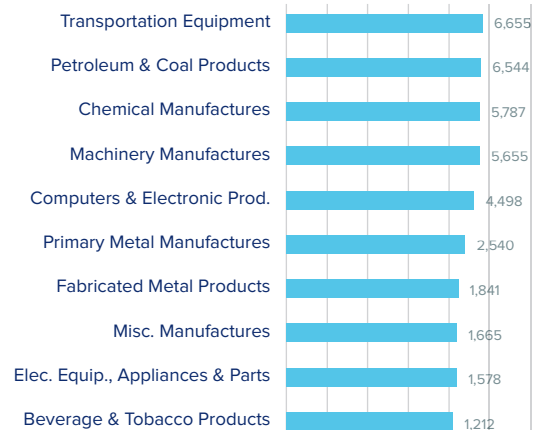
**\$46.7 bn**

Transportation equipment and petroleum & coal are the top product imports, though total imports are relatively diverse with chemicals and machinery also key imports.

### Top European Import Markets, 2021

Country	Imports (\$ millions)
Germany	7,989
Russia	5,301
Italy	4,499
United Kingdom	4,477
France	3,601

### Top Ten Imports from Europe, 2021 (\$ millions)



Sources: Bureau of Economic Analysis; U.S. Census Bureau; U.S. Department of Commerce; SelectUSA.