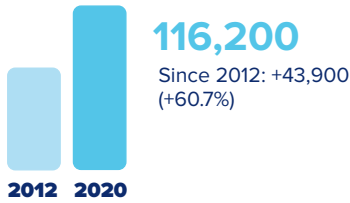


Tennessee and Europe



Employment within Tennessee, 2020

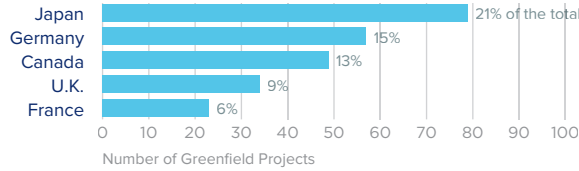
Country	Employment
Japan	47,300
United Kingdom	24,800
France	23,600
Germany	20,700
Canada	15,100

On a country basis, U.K. companies operating in Tennessee represented 12% of total foreign affiliate employment in Tennessee, with U.K. multinationals supporting approximately 7,500 more jobs in 2020 than in 2012.

Jobs directly supported by European investment. Total European-related jobs are likely to be higher, because these figures do not include jobs created by trade flows, indirect employment effects through distributors or suppliers, or via non-equity arrangements such as strategic alliances, joint ventures, or other deals.



Sources of Greenfield Foreign Direct Investment (FDI)



Number of projects does not directly translate to value of projects or jobs added. Greenfield FDI is investment in new assets. Greenfield projects listed on the right hand side are Greenfield projects in the state from all countries.



Tennessee Goods Exports to Europe, 2021

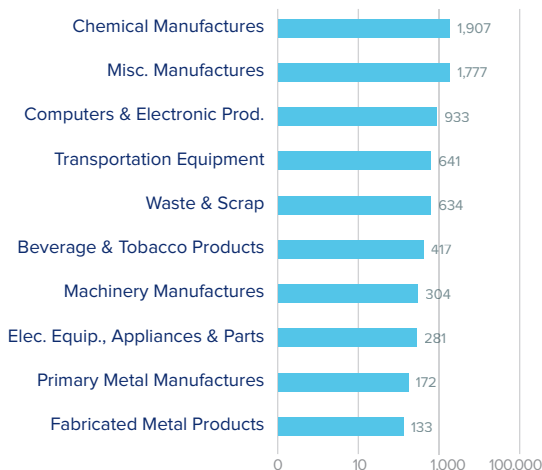
\$7.7 bn

Chemicals and miscellaneous manufactured goods are the largest export categories to Europe.

Top European Export Markets, 2021

Country	Exports (\$ millions)
Belgium	1,804
Netherlands	1,668
Germany	1,349
United Kingdom	648
Italy	498

Top Ten Exports to Europe, 2021 (\$ millions)



Tennessee Goods Imports from Europe, 2021

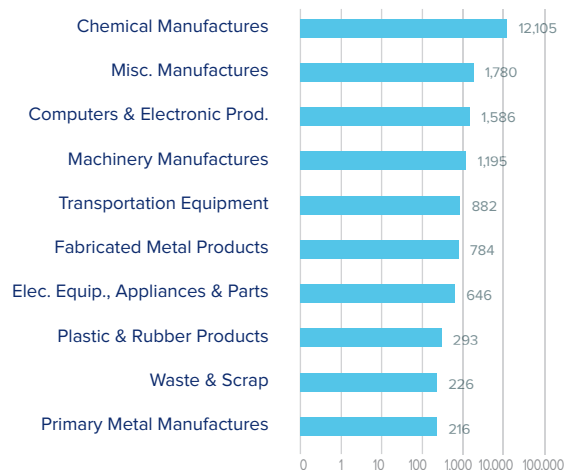
\$21.3 bn

Chemicals are the top imported good, comprising 57% of the state's total imports from Europe.

Top European Import Markets, 2021

Country	Imports (\$ millions)
Ireland	6,473
Germany	4,155
United Kingdom	2,902
Italy	1,922
Switzerland	1,214

Top Ten Imports from Europe, 2021 (\$ millions)



Sources: Bureau of Economic Analysis; U.S. Census Bureau; U.S. Department of Commerce; SelectUSA.