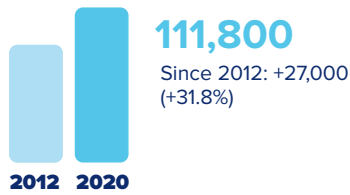


## South Carolina and Europe



### Employment within South Carolina, 2020

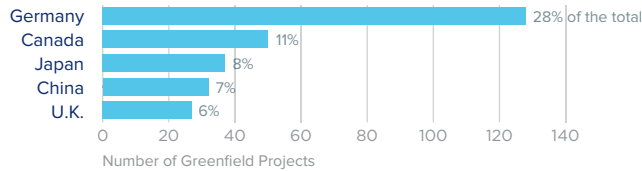
Country	Employment
Germany	37,600
France	22,800
Canada	18,400
Japan	17,600
Netherlands	13,100

On a country basis, German companies operating in South Carolina represented 23% of total foreign affiliate employment in South Carolina, with German multinationals supporting approximately 15,400 more jobs in 2020 than in 2012.

Jobs directly supported by European investment. Total European-related jobs are likely to be higher, because these figures do not include jobs created by trade flows, indirect employment effects through distributors or suppliers, or via non-equity arrangements such as strategic alliances, joint ventures, or other deals.



### Sources of Greenfield Foreign Direct Investment (FDI)



Number of projects does not directly translate to value of projects or jobs added. Greenfield FDI is investment in new assets. Greenfield projects listed on the right hand side are Greenfield projects in the state from all countries.



### South Carolina Goods Exports to Europe, 2021

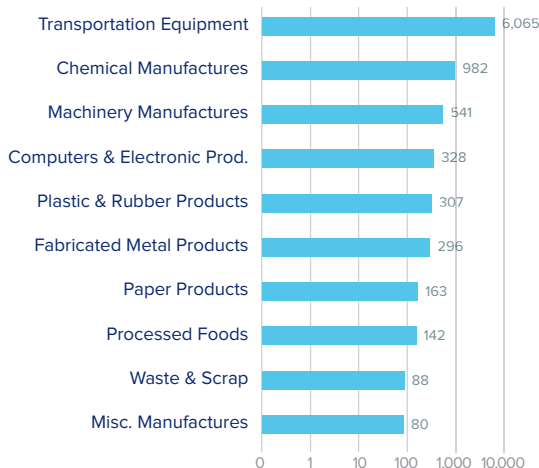
**\$9.3 bn**

65% of the state's exports consist of transportation equipment, reflecting the state's deep linkages with European auto manufacturers.

#### Top European Export Markets, 2021

Country	Exports (\$ millions)
Germany	4,588
Belgium	1,486
United Kingdom	985
Russia	459
France	340

#### Top Ten Exports to Europe, 2021 (\$ millions)



### South Carolina Goods Imports from Europe, 2021

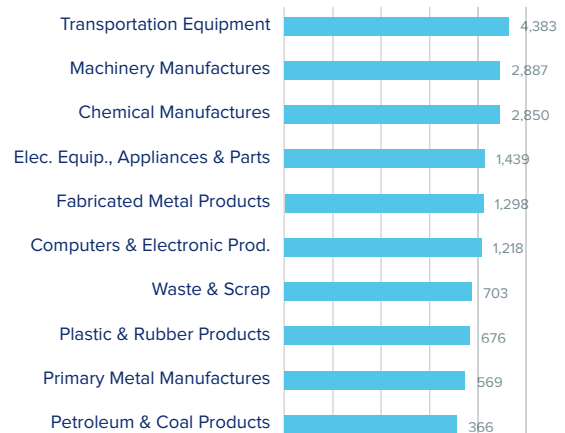
**\$18.8 bn**

Transportation equipment was also the top imported product from Europe, making up 23% of the state's total European imports.

#### Top European Import Markets, 2021

Country	Imports (\$ millions)
Germany	7,034
United Kingdom	1,953
Austria	1,263
France	1,073
Italy	842

#### Top Ten Imports from Europe, 2021 (\$ millions)



Sources: Bureau of Economic Analysis; U.S. Census Bureau; U.S. Department of Commerce; SelectUSA.