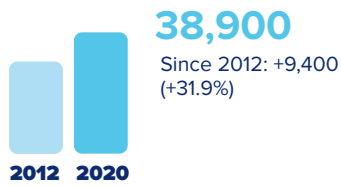


Oklahoma and Europe



Employment within Oklahoma, 2020

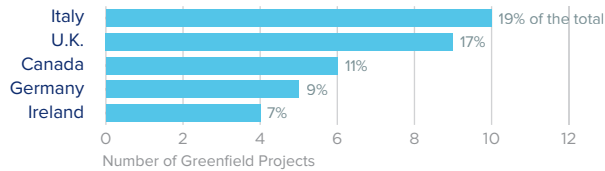
Country	Employment
United Kingdom	9,700
France	8,500
Canada	6,900
Japan	6,400
Germany	4,500

On a country basis, U.K. companies operating in Oklahoma represented 16% of total foreign affiliate employment in Oklahoma, with U.K. multinationals supporting approximately 1,500 more jobs in 2020 than in 2012.

Jobs directly supported by European investment. Total European-related jobs are likely to be higher, because these figures do not include jobs created by trade flows, indirect employment effects through distributors or suppliers, or via non-equity arrangements such as strategic alliances, joint ventures, or other deals.



Sources of Greenfield Foreign Direct Investment (FDI)



Number of projects does not directly translate to value of projects or jobs added. Greenfield FDI is investment in new assets. Greenfield projects listed on the right hand side are Greenfield projects in the state from all countries.



Oklahoma Goods Exports to Europe, 2021

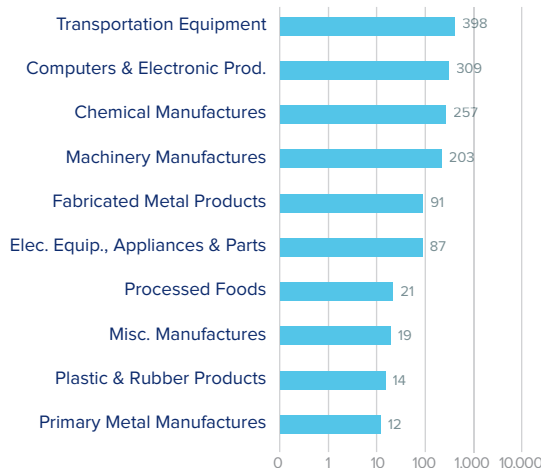
\$1.4 bn

The top exports to Europe from Oklahoma include transportation equipment, electronic products and chemicals.

Top European Export Markets, 2021

Country	Exports (\$ millions)
Germany	650
Netherlands	290
United Kingdom	165
Norway	40
France	39

Top Ten Exports to Europe, 2021 (\$ millions)



Oklahoma Goods Imports from Europe, 2021

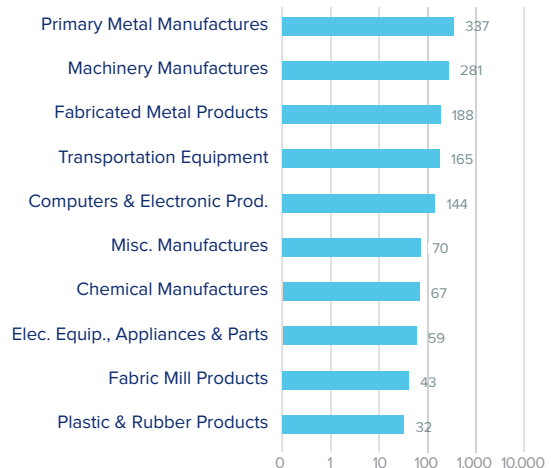
\$1.7 bn

Metal and machinery manufactures are the top products imported from Europe.

Top European Import Markets, 2021

Country	Imports (\$ millions)
Germany	332
Switzerland	222
United Kingdom	187
France	172
Italy	158

Top Ten Imports from Europe, 2021 (\$ millions)



Sources: Bureau of Economic Analysis; Foreign Trade Division, U.S. Census Bureau; U.S. Department of Commerce; SelectUSA.