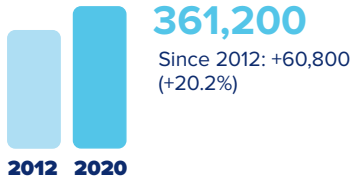


New York and Europe



Employment within New York, 2020

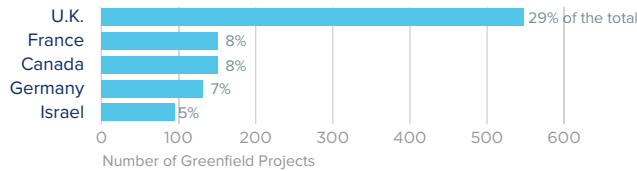
Country	Employment
United Kingdom	107,600
France	54,500
Canada	52,100
Germany	49,700
Japan	41,400

On a country basis, U.K. companies operating in New York represented 21% of total foreign affiliate employment in New York, with U.K. multinationals supporting approximately 18,700 more jobs in 2020 than in 2012.

Jobs directly supported by European investment. Total European-related jobs are likely to be higher, because these figures do not include jobs created by trade flows, indirect employment effects through distributors or suppliers, or via non-equity arrangements such as strategic alliances, joint ventures, or other deals.



Sources of Greenfield Foreign Direct Investment (FDI)



Number of projects does not directly translate to value of projects or jobs added. Greenfield FDI is investment in new assets. Greenfield projects listed on the right hand side are Greenfield projects in the state from all countries.



New York Goods Exports to Europe, 2021

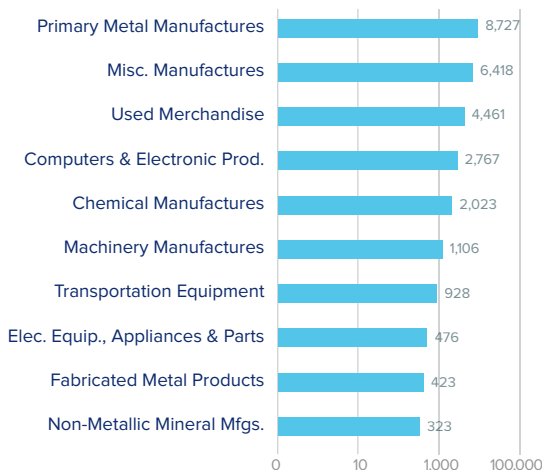
\$29.1 bn

Primary metal manufactures and miscellaneous merchandise were the top goods exports to Europe.

Top European Export Markets, 2021

Country	Exports (\$ millions)
Switzerland	11,561
United Kingdom	3,860
Germany	3,588
Belgium	2,440
France	2,063

Top Ten Exports to Europe, 2021 (\$ millions)



New York Goods Imports from Europe, 2021

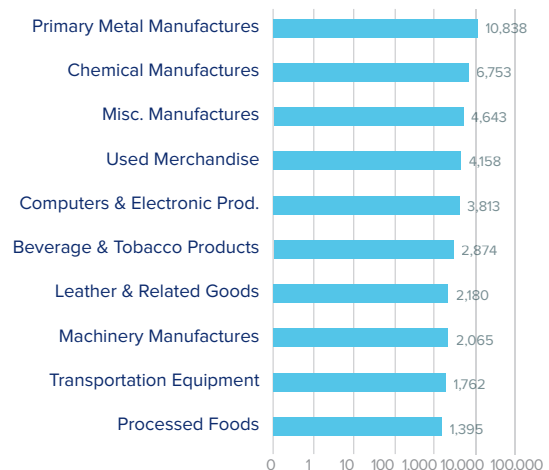
\$51.3 bn

New York's imports from Europe are relatively diverse. Primary metal manufactures and chemical products were the state's top imports from Europe in 2021.

Top European Import Markets, 2021

Country	Imports (\$ millions)
Switzerland	13,884
France	7,603
Italy	6,430
Germany	4,843
United Kingdom	3,985

Top Ten Imports from Europe, 2021 (\$ millions)



Sources: Bureau of Economic Analysis; U.S. Census Bureau; U.S. Department of Commerce; SelectUSA.