

New Mexico and Europe



12,000

Since 2012: -400 (-3.2%)



European companies account for **66%** of foreign affiliate jobs

Employment within New Mexico, 2020

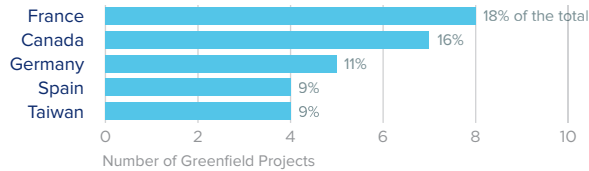
Country	Employment
United Kingdom	3,500
Canada	3,300
Germany	3,100
France	1,600
Japan	1,300

On a country basis, U.K. companies operating in New Mexico represented 19% of total foreign affiliate employment in New Mexico, with U.K. multinationals supporting approximately 100 more jobs in 2020 than in 2012.

Jobs directly supported by European investment. Total European-related jobs are likely to be higher, because these figures do not include jobs created by trade flows, indirect employment effects through distributors or suppliers, or via non-equity arrangements such as strategic alliances, joint ventures, or other deals.



Sources of Greenfield Foreign Direct Investment (FDI)



44
Greenfield Projects
(July 2011 - June 2021)

Number of projects does not directly translate to value of projects or jobs added. Greenfield FDI is investment in new assets. Greenfield projects listed on the right hand side are Greenfield projects in the state from all countries.



New Mexico Goods Exports to Europe, 2021

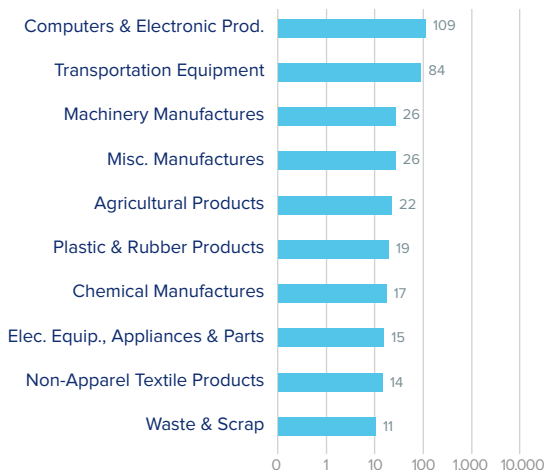
\$363.0 mn

Exports are relatively small, with computers & electronic products, transportation equipment and machinery the largest export categories for New Mexico.

Top European Export Markets, 2021

Country	Exports (\$ millions)
Belgium	68
Germany	62
Romania	43
Italy	43
United Kingdom	35

Top Ten Exports to Europe, 2021 (\$ millions)



New Mexico Goods Imports from Europe, 2021

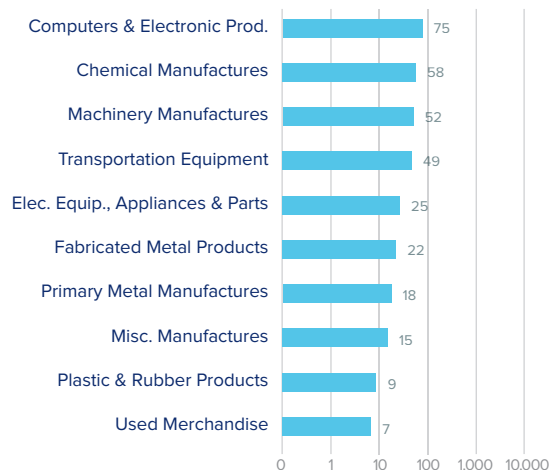
\$461.6 mn

Computers & electronic products were the largest imported good from Europe, followed by chemicals.

Top European Import Markets, 2021

Country	Imports (\$ millions)
United Kingdom	93
Germany	72
Switzerland	61
France	49
Spain	40

Top Ten Imports from Europe, 2021 (\$ millions)



Sources: Bureau of Economic Analysis; U.S. Census Bureau; U.S. Department of Commerce; SelectUSA.