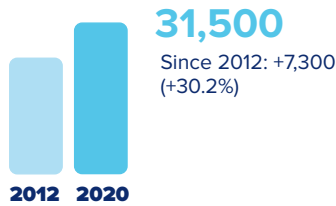


## Nevada and Europe



### Employment within Nevada, 2020

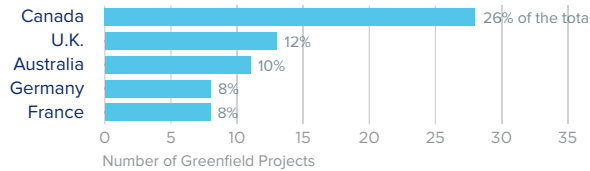
Country	Employment
Canada	10,000
France	9,000
United Kingdom	8,900
Japan	6,900
Germany	4,200

On a country basis, French companies operating in Nevada represented 16% of total foreign affiliate employment in Nevada, with French multinationals supporting approximately 5,000 more jobs in 2020 than in 2012.

Jobs directly supported by European investment. Total European-related jobs are likely to be higher, because these figures do not include jobs created by trade flows, indirect employment effects through distributors or suppliers, or via non-equity arrangements such as strategic alliances, joint ventures, or other deals.



### Sources of Greenfield Foreign Direct Investment (FDI)



Number of projects does not directly translate to value of projects or jobs added. Greenfield FDI is investment in new assets. Greenfield projects listed on the right hand side are Greenfield projects in the state from all countries.



### Nevada Goods Exports to Europe, 2021

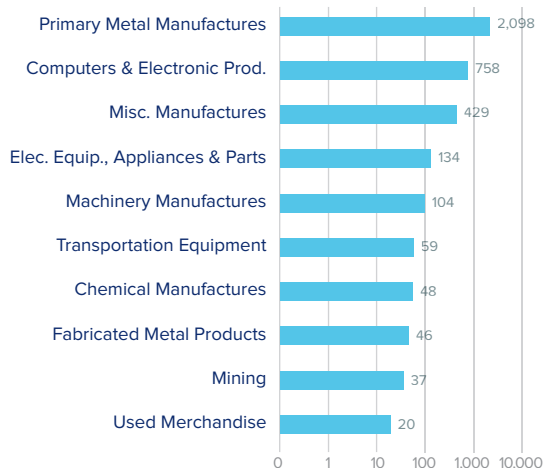
**\$3.8 bn**

Primary metal manufactures account for over half of Nevada's total exports to Europe.

#### Top European Export Markets, 2021

Country	Exports (\$ millions)
Switzerland	2,133
Germany	369
Netherlands	267
Hungary	264
United Kingdom	171

#### Top Ten Exports to Europe, 2021 (\$ millions)



### Nevada Goods Imports from Europe, 2021

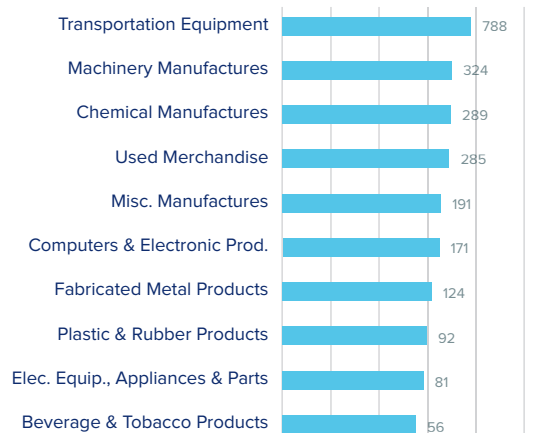
**\$2.7 bn**

Imports from Europe to Nevada are diverse, with top imports consisting of transportation equipment, machinery and chemicals.

#### Top European Import Markets, 2021

Country	Imports (\$ millions)
France	1,036
Germany	364
Spain	283
Switzerland	231
Italy	135

#### Top Ten Imports from Europe, 2021 (\$ millions)



Sources: Bureau of Economic Analysis; U.S. Census Bureau; U.S. Department of Commerce; SelectUSA.