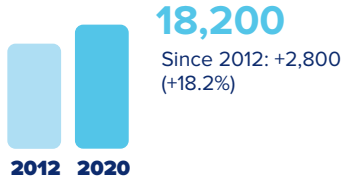


Nebraska and Europe



Employment within Nebraska, 2020

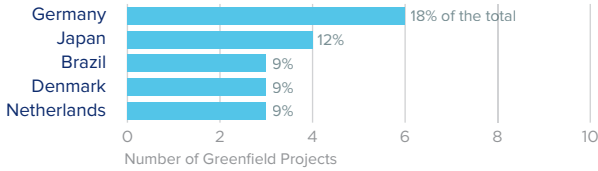
Country	Employment
Japan	5,800
United Kingdom	4,600
France	4,200
Germany	3,100
Canada	2,700

On a country basis, U.K. companies operating in Nebraska represented 13% of total foreign affiliate employment in Nebraska, with U.K. multinationals supporting approximately 100 more jobs in 2020 than in 2012.

Jobs directly supported by European investment. Total European-related jobs are likely to be higher, because these figures do not include jobs created by trade flows, indirect employment effects through distributors or suppliers, or via non-equity arrangements such as strategic alliances, joint ventures, or other deals.



Sources of Greenfield Foreign Direct Investment (FDI)



Number of projects does not directly translate to value of projects or jobs added. Greenfield FDI is investment in new assets. Greenfield projects listed on the right hand side are Greenfield projects in the state from all countries.



Nebraska Goods Exports to Europe, 2021

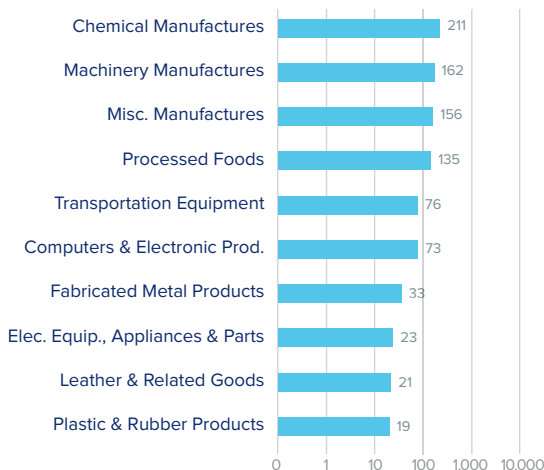
\$0.9 bn

The top exports to Europe consist of chemicals, machinery, and miscellaneous manufactures.

Top European Export Markets, 2021

Country	Exports (\$ millions)
Belgium	173
Netherlands	143
Germany	113
France	107
Spain	71

Top Ten Exports to Europe, 2021 (\$ millions)



Nebraska Goods Imports from Europe, 2021

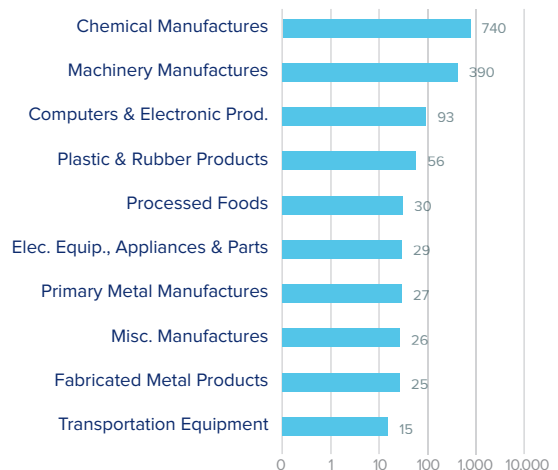
\$1.5 bn

Chemicals represented almost 50% of Nebraska's total imports from Europe in 2021.

Top European Import Markets, 2021

Country	Imports (\$ millions)
Switzerland	337
Germany	334
United Kingdom	186
Ireland	154
France	132

Top Ten Imports from Europe, 2021 (\$ millions)



Sources: Bureau of Economic Analysis; U.S. Census Bureau; U.S. Department of Commerce; SelectUSA.