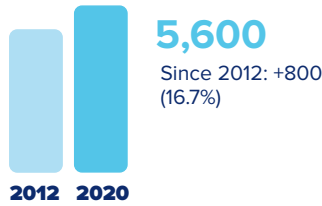




Montana and Europe



Employment within Montana, 2020

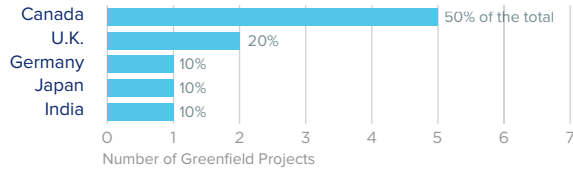
Country	Employment
United Kingdom	2,600
Canada	1,200
France	1,200
Japan	400
Germany	300

On a country basis, U.K. companies operating in Montana represented 27% of total foreign affiliate employment in Montana, with U.K. multinationals supporting approximately 300 more jobs in 2020 than in 2012.

Jobs directly supported by European investment. Total European-related jobs are likely to be higher, because these figures do not include jobs created by trade flows, indirect employment effects through distributors or suppliers, or via non-equity arrangements such as strategic alliances, joint ventures, or other deals.



Sources of Greenfield Foreign Direct Investment (FDI)



Number of projects does not directly translate to value of projects or jobs added. Greenfield FDI is investment in new assets. Greenfield projects listed on the right hand side are Greenfield projects in the state from all countries.



Montana Goods Exports to Europe, 2021

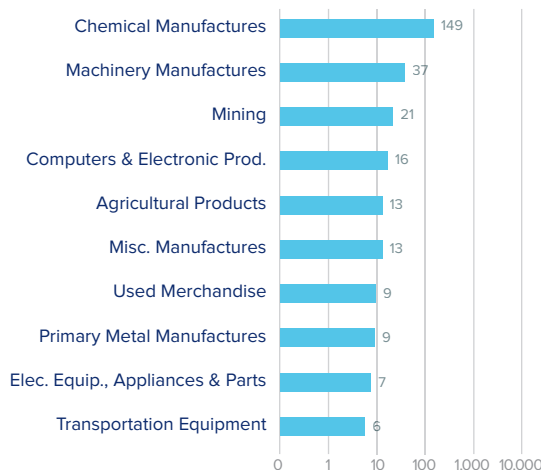
\$292.9 mn

Exports are relatively small and skewed towards chemicals, machinery and mining.

Top European Export Markets, 2021

Country	Exports (\$ millions)
Belgium	85
United Kingdom	39
Netherlands	27
Germany	23
France	22

Top Ten Exports to Europe, 2021 (\$ millions)



Montana Goods Imports from Europe, 2021

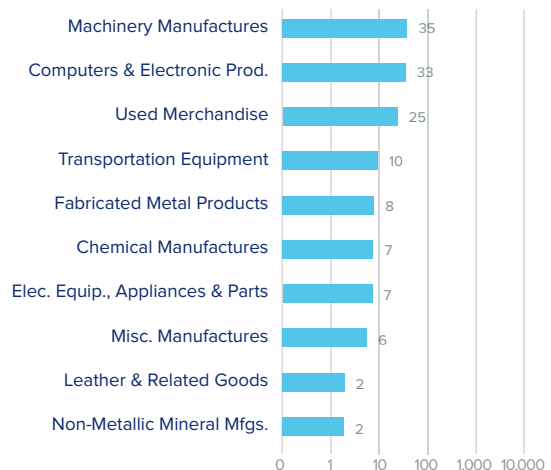
\$158.6 mn

Montana's imports from Europe are also small and dominated by machinery.

Top European Import Markets, 2021

Country	Imports (\$ millions)
Germany	37
United Kingdom	31
Italy	20
France	16
Netherlands	14

Top Ten Imports from Europe, 2021 (\$ millions)



Sources: Bureau of Economic Analysis; U.S. Census Bureau; U.S. Department of Commerce; SelectUSA.