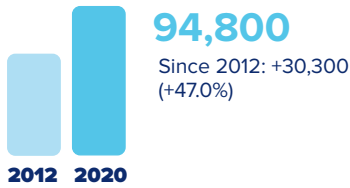


Missouri and Europe



Employment within Missouri, 2020

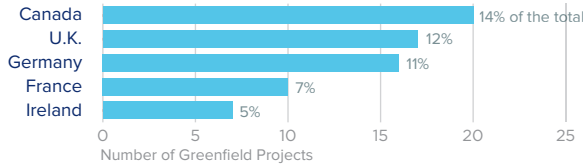
Country	Employment
Germany	23,200
United Kingdom	19,200
Japan	15,900
Canada	15,900
Switzerland	14,600

On a country basis, German companies operating in Missouri represented 16% of total foreign affiliate employment in Missouri, with German multinationals supporting approximately 11,500 more jobs in 2020 than in 2012.

Jobs directly supported by European investment. Total European-related jobs are likely to be higher, because these figures do not include jobs created by trade flows, indirect employment effects through distributors or suppliers, or via non-equity arrangements such as strategic alliances, joint ventures, or other deals.



Sources of Greenfield Foreign Direct Investment (FDI)



Number of projects does not directly translate to value of projects or jobs added. Greenfield FDI is investment in new assets. Greenfield projects listed on the right hand side are Greenfield projects in the state from all countries.



Missouri Goods Exports to Europe, 2021

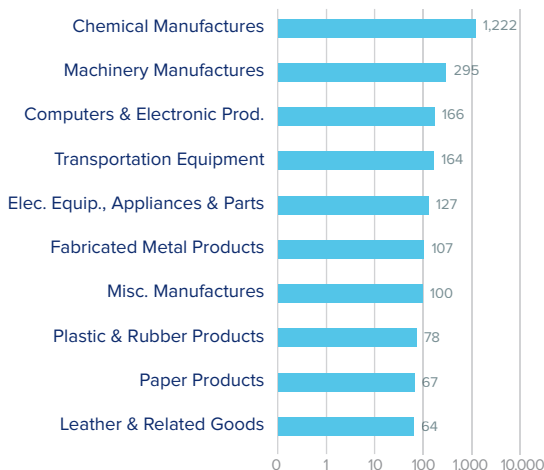
\$2.8 bn

The top exports to Europe from Missouri in 2021 were chemicals, machinery and computers & electronic products.

Top European Export Markets, 2021

Country	Exports (\$ millions)
Germany	677
France	365
United Kingdom	353
Belgium	310
Netherlands	223

Top Ten Exports to Europe, 2021 (\$ millions)



Missouri Goods Imports from Europe, 2021

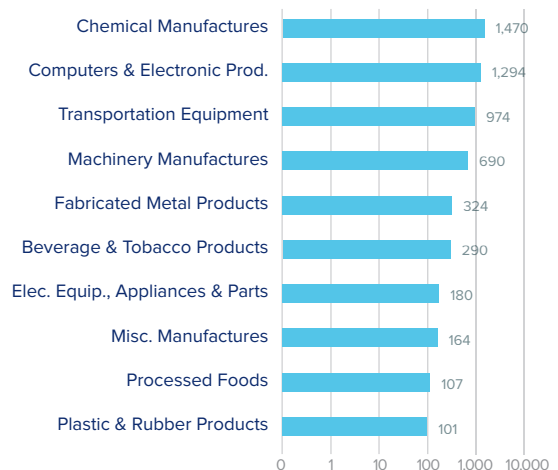
\$6.1 bn

Chemicals and computers & electronic products were the top imported goods from Europe.

Top European Import Markets, 2021

Country	Imports (\$ millions)
Germany	2,676
France	829
Italy	414
Belgium	318
United Kingdom	304

Top Ten Imports from Europe, 2021 (\$ millions)



Sources: Bureau of Economic Analysis; U.S. Census Bureau; U.S. Department of Commerce; SelectUSA.