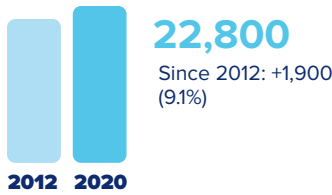


Mississippi and Europe



Employment within Mississippi, 2020

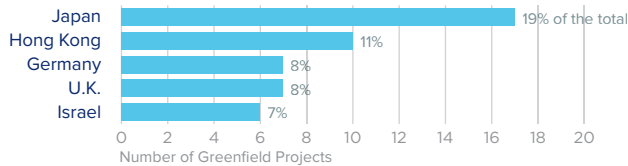
| Country | Employment |
|----------------|------------|
| Japan | 9,000 |
| France | 6,800 |
| United Kingdom | 5,500 |
| Canada | 5,100 |
| Germany | 3,800 |

On a country basis, French companies operating in Mississippi represented 15% of total foreign affiliate employment in Mississippi, with French multinationals supporting approximately 3,300 more jobs in 2020 than in 2012.

Jobs directly supported by European investment. Total European-related jobs are likely to be higher, because these figures do not include jobs created by trade flows, indirect employment effects through distributors or suppliers, or via non-equity arrangements such as strategic alliances, joint ventures, or other deals.



Sources of Greenfield Foreign Direct Investment (FDI)



Number of projects does not directly translate to value of projects or jobs added. Greenfield FDI is investment in new assets. Greenfield projects listed on the right hand side are Greenfield projects in the state from all countries.



Mississippi Goods Exports to Europe, 2021

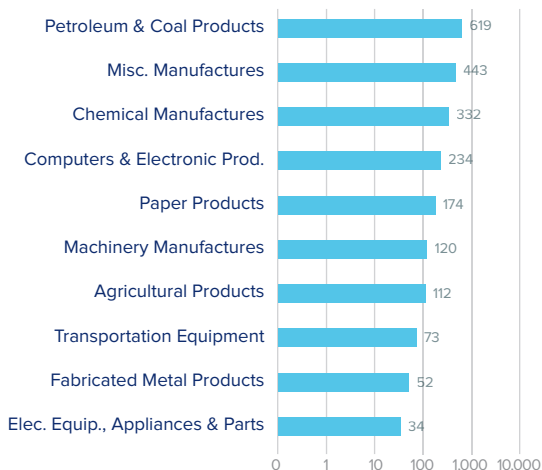
\$2.3 bn

Petroleum & coal products represented about 27% of Mississippi's total exports to Europe in 2021. The next largest export category was miscellaneous manufactures, accounting for 19% of total exports.

Top European Export Markets, 2021

| Country | Exports (\$ millions) |
|----------------|-----------------------|
| Belgium | 700 |
| Netherlands | 503 |
| Germany | 251 |
| Turkey | 182 |
| United Kingdom | 158 |

Top Ten Exports to Europe, 2021 (\$ millions)



Mississippi Goods Imports from Europe, 2021

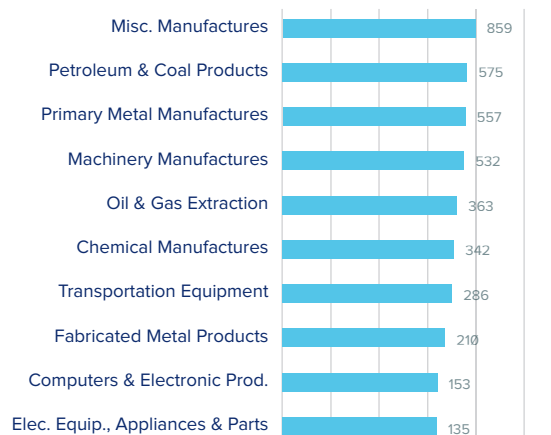
\$4.2 bn

Imports from Europe were relatively diverse, with eight different product categories each accounting for over \$200 million worth of European imports in 2021.

Top European Import Markets, 2021

| Country | Imports (\$ millions) |
|----------------|-----------------------|
| Russia | 910 |
| Germany | 768 |
| United Kingdom | 522 |
| Ireland | 521 |
| France | 330 |

Top Ten Imports from Europe, 2021 (\$ millions)



Sources: Bureau of Economic Analysis; U.S. Census Bureau; U.S. Department of Commerce; SelectUSA.