

# Minnesota and Europe



**97,700**  
Since 2012: +35,900 (+58.1%)



European companies account for **61%** of foreign affiliate jobs

## Employment within Minnesota, 2020

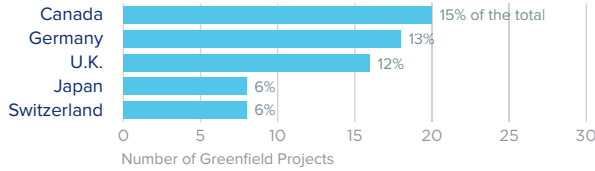
Country	Employment
Canada	30,300
Germany	22,600
United Kingdom	19,500
Japan	10,800
France	8,700

On a country basis, German companies operating in Minnesota represented 14% of total foreign affiliate employment in Minnesota, with German multinationals supporting approximately 12,500 more jobs in 2020 than in 2012.

Jobs directly supported by European investment. Total European-related jobs are likely to be higher, because these figures do not include jobs created by trade flows, indirect employment effects through distributors or suppliers, or via non-equity arrangements such as strategic alliances, joint ventures, or other deals.



## Sources of Greenfield Foreign Direct Investment (FDI)



**136**  
Greenfield Projects  
(July 2011 - June 2021)

Number of projects does not directly translate to value of projects or jobs added. Greenfield FDI is investment in new assets. Greenfield projects listed on the right hand side are Greenfield projects in the state from all countries.



## Minnesota Goods Exports to Europe, 2021

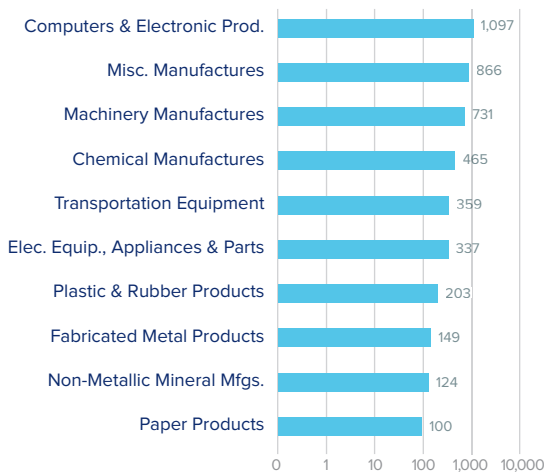
**\$4.8 bn**

Computers & electronic products account for almost one-quarter of Minnesota's exports to Europe.

### Top European Export Markets, 2021

Country	Exports (\$ millions)
Germany	820
Belgium	627
United Kingdom	549
Ireland	547
Netherlands	538

### Top Ten Exports to Europe, 2021 (\$ millions)



## Minnesota Goods Imports from Europe, 2021

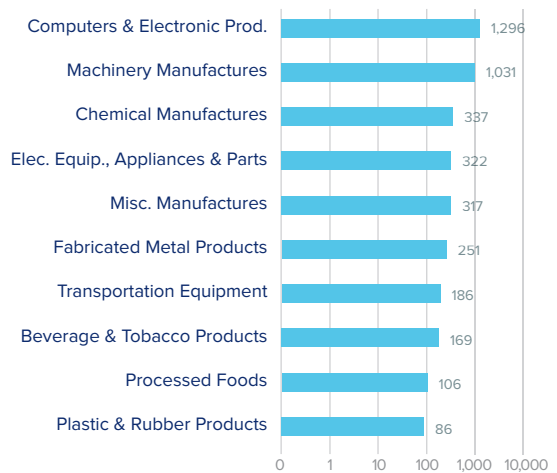
**\$4.6 bn**

Computers & electronic products were also the state's top import category from Europe.

### Top European Import Markets, 2021

Country	Imports (\$ millions)
Germany	1,170
Ireland	742
Italy	562
United Kingdom	402
France	270

### Top Ten Imports from Europe, 2021 (\$ millions)



Sources: Bureau of Economic Analysis; U.S. Census Bureau; U.S. Department of Commerce; SelectUSA.