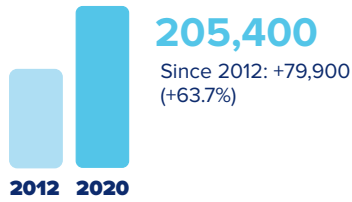


Michigan and Europe



Employment within Michigan, 2020

Country	Employment
Germany	52,100
Netherlands	37,500
United Kingdom	37,400
Japan	34,900
Canada	31,300

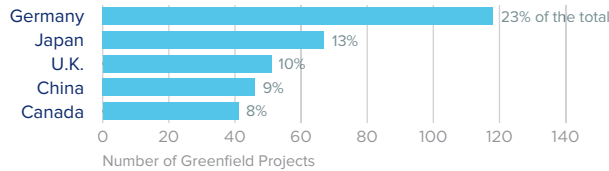
On a country basis, German companies operating in Michigan represented 16% of total foreign affiliate employment in Michigan, with German multinationals supporting approximately 22,600 more jobs in 2020 than in 2012.

*Netherlands employment data suppressed to avoid disclosure of individual company data. Range of 25,000 - 49,999 employees given.

Jobs directly supported by European investment. Total European-related jobs are likely to be higher, because these figures do not include jobs created by trade flows, indirect employment effects through distributors or suppliers, or via non-equity arrangements such as strategic alliances, joint ventures, or other deals.



Sources of Greenfield Foreign Direct Investment (FDI)



Number of projects does not directly translate to value of projects or jobs added. Greenfield FDI is investment in new assets. Greenfield projects listed on the right hand side are Greenfield projects in the state from all countries.



Michigan Goods Exports to Europe, 2021

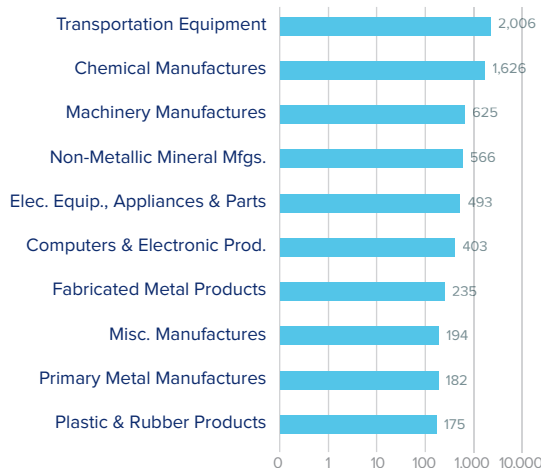
\$6.9 bn

Transportation equipment is the largest exported product, representing 29% of the state's total exports to Europe.

Top European Export Markets, 2021

Country	Exports (\$ millions)
Germany	1,713
Belgium	824
Spain	709
Italy	598
United Kingdom	574

Top Ten Exports to Europe, 2021 (\$ millions)



Michigan Goods Imports from Europe, 2021

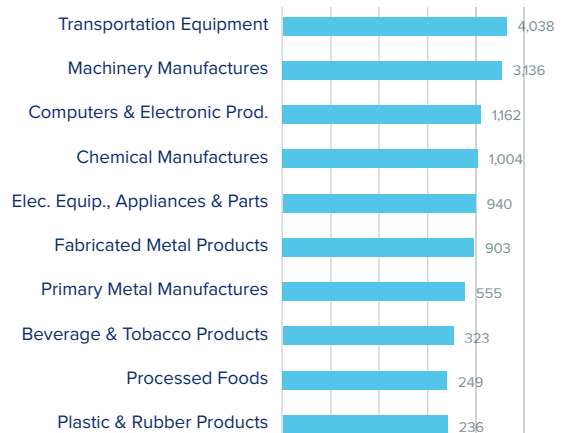
\$13.8 bn

Imports from Europe mainly consist of transportation equipment and machinery.

Top European Import Markets, 2021

Country	Imports (\$ millions)
Germany	4,745
Italy	2,775
France	885
United Kingdom	653
Hungary	652

Top Ten Imports from Europe, 2021 (\$ millions)



Sources: Bureau of Economic Analysis; U.S. Census Bureau; U.S. Department of Commerce; SelectUSA.