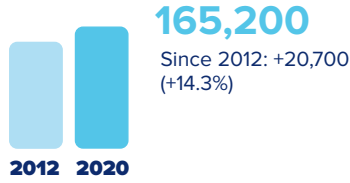


  **Massachusetts and Europe**



Employment within Massachusetts, 2020

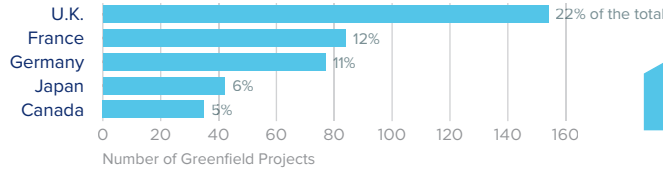
Country	Employment
United Kingdom	43,700
Netherlands	32,800
France	25,900
Japan	24,200
Canada	21,900

On a country basis, U.K. companies operating in Massachusetts represented 19% of total foreign affiliate employment in Massachusetts, with U.K. multinationals supporting approximately 5,700 more jobs in 2020 than in 2012.

Jobs directly supported by European investment. Total European-related jobs are likely to be higher, because these figures do not include jobs created by trade flows, indirect employment effects through distributors or suppliers, or via non-equity arrangements such as strategic alliances, joint ventures, or other deals.



Sources of Greenfield Foreign Direct Investment (FDI)



Number of projects does not directly translate to value of projects or jobs added. Greenfield FDI is investment in new assets. Greenfield projects listed on the right hand side are Greenfield projects in the state from all countries.



Massachusetts Goods Exports to Europe, 2021

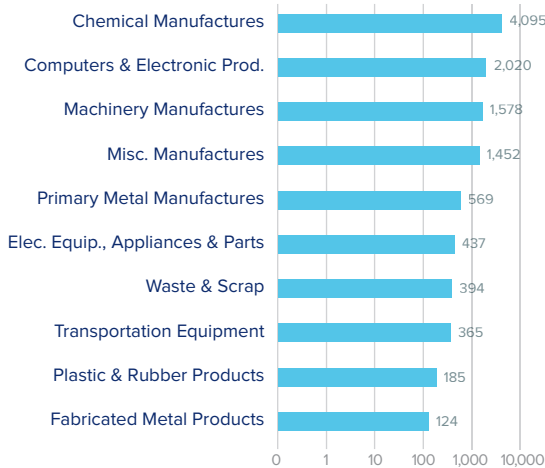
\$11.8 bn

Chemicals and electronic products were the top exports to Europe, followed by machinery.

Top European Export Markets, 2021

Country	Exports (\$ millions)
Germany	1,939
Netherlands	1,674
Belgium	1,153
United Kingdom	1,118
France	929

Top Ten Exports to Europe, 2021 (\$ millions)



Massachusetts Goods Imports from Europe, 2021

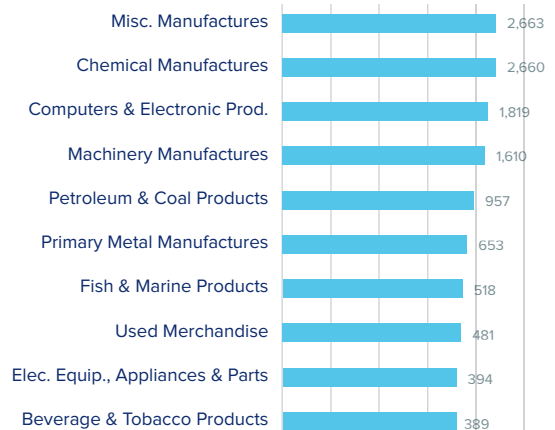
\$14.6 bn

Key imports from Europe include miscellaneous manufactured products, chemicals and computer & electronic products.

Top European Import Markets, 2021

Country	Imports (\$ millions)
Germany	2,701
Ireland	2,085
United Kingdom	1,994
Italy	1,294
Switzerland	1,268

Top Ten Imports from Europe, 2021 (\$ millions)



Sources: Bureau of Economic Analysis; U.S. Census Bureau; U.S. Department of Commerce; SelectUSA.