

## Maryland and Europe



**89,100**

Since 2012: +4,500  
(+5.3%)



European companies  
account for  
**80%**  
of foreign affiliate jobs

### Employment within Maryland, 2020

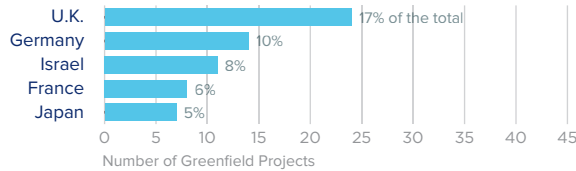
Country	Employment
United Kingdom	25,900
Netherlands	25,300
Canada	11,300
Germany	10,100
France	9,000

On a country basis, U.K. companies operating in Maryland represented 23% of total foreign affiliate employment in Maryland, with U.K. multinationals supporting approximately 7,800 more jobs in 2020 than in 2012.

Jobs directly supported by European investment. Total European-related jobs are likely to be higher, because these figures do not include jobs created by trade flows, indirect employment effects through distributors or suppliers, or via non-equity arrangements such as strategic alliances, joint ventures, or other deals.



### Sources of Greenfield Foreign Direct Investment (FDI)



**141**

Greenfield Projects  
(July 2011 - June 2021)

Number of projects does not directly translate to value of projects or jobs added. Greenfield FDI is investment in new assets. Greenfield projects listed on the right hand side are Greenfield projects in the state from all countries.



### Maryland Goods Exports to Europe, 2021

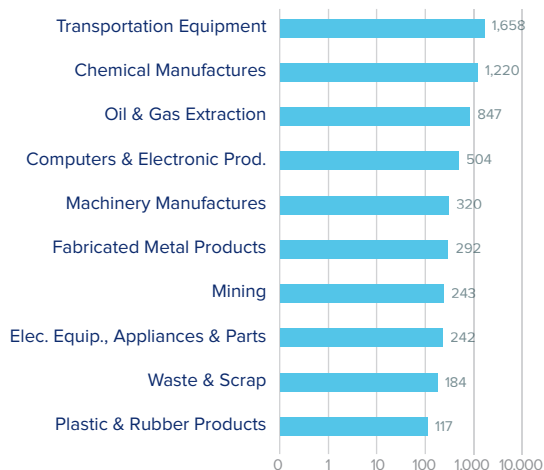
**\$6.1 bn**

The state's top exports are transportation equipment, chemicals and oil & gas.

#### Top European Export Markets, 2021

Country	Exports (\$ millions)
France	1,579
Netherlands	1,182
United Kingdom	723
Germany	680
Belgium	395

#### Top Ten Exports to Europe, 2021 (\$ millions)



### Maryland Goods Imports from Europe, 2021

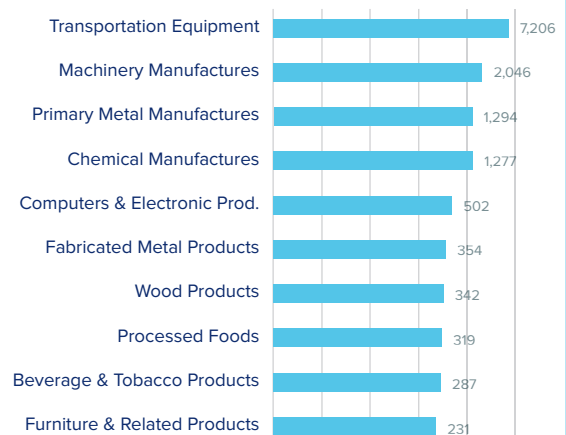
**\$15.2 bn**

Transportation equipment and machinery manufactures were the top product imports.

#### Top European Import Markets, 2021

Country	Imports (\$ millions)
Germany	5,445
United Kingdom	1,853
Sweden	953
Italy	834
Finland	598

#### Top Ten Imports from Europe, 2021 (\$ millions)



Sources: Bureau of Economic Analysis; U.S. Census Bureau; U.S. Department of Commerce; SelectUSA.