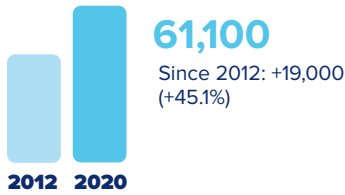


Kentucky and Europe



Employment within Kentucky, 2020

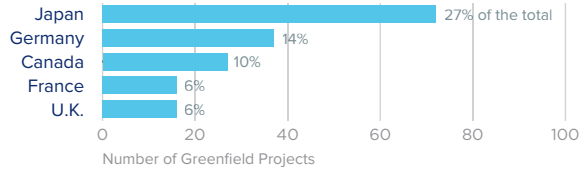
Country	Employment
Japan	43,800
Germany	16,200
Canada	11,300
France	10,500
United Kingdom	9,200

On a country basis, German companies operating in Kentucky represented 12% of total foreign affiliate employment in Kentucky, with German multinationals supporting approximately 7,300 more jobs in 2020 than in 2012.

Jobs directly supported by European investment. Total European-related jobs are likely to be higher, because these figures do not include jobs created by trade flows, indirect employment effects through distributors or suppliers, or via non-equity arrangements such as strategic alliances, joint ventures, or other deals.



Sources of Greenfield Foreign Direct Investment (FDI)



Number of projects does not directly translate to value of projects or jobs added. Greenfield FDI is investment in new assets. Greenfield projects listed on the right hand side are Greenfield projects in the state from all countries.



Kentucky Goods Exports to Europe, 2021

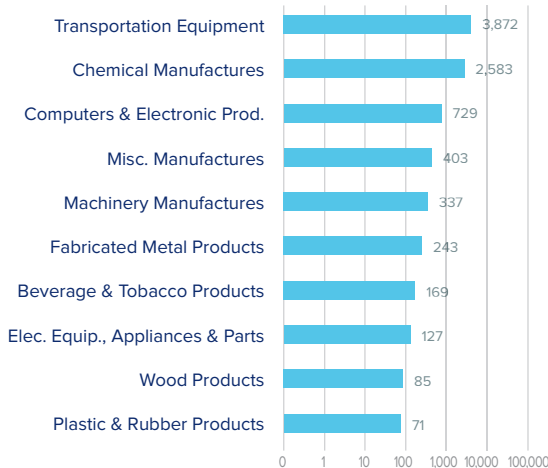
\$8.9 bn

Reflecting the large presence of automobile manufacturers in the state, Kentucky's top export to Europe in 2021 was transportation equipment (44% of total exports).

Top European Export Markets, 2021

Country	Exports (\$ millions)
United Kingdom	2,601
France	1,885
Netherlands	1,240
Germany	786
Austria	745

Top Ten Exports to Europe, 2021 (\$ millions)



Kentucky Goods Imports from Europe, 2021

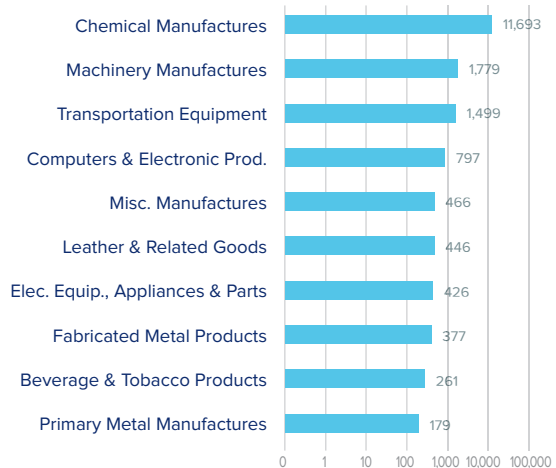
\$23.6 bn

Chemical manufactures were the state's largest import, followed by machinery.

Top European Import Markets, 2021

Country	Imports (\$ millions)
Switzerland	4,743
Ireland	4,491
Germany	2,979
Italy	2,532
Netherlands	2,341

Top Ten Imports from Europe, 2021 (\$ millions)



Sources: Bureau of Economic Analysis; U.S. Census Bureau; U.S. Department of Commerce; SelectUSA.