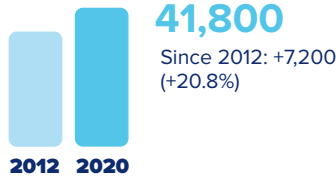


Kansas and Europe



Employment within Kansas, 2020

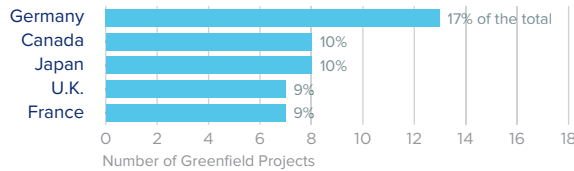
Country	Employment
Germany	10,200
United Kingdom	8,700
Canada	8,000
Switzerland	7,400
Japan	5,800

On a country basis, German companies operating in Kansas represented 15% of total foreign affiliate employment in Kansas, with German multinationals supporting approximately 4,300 more jobs in 2020 than in 2012.

Jobs directly supported by European investment. Total European-related jobs are likely to be higher, because these figures do not include jobs created by trade flows, indirect employment effects through distributors or suppliers, or via non-equity arrangements such as strategic alliances, joint ventures, or other deals.



Sources of Greenfield Foreign Direct Investment (FDI)



Number of projects does not directly translate to value of projects or jobs added. Greenfield FDI is investment in new assets. Greenfield projects listed on the right hand side are Greenfield projects in the state from all countries.



Kansas Goods Exports to Europe, 2021

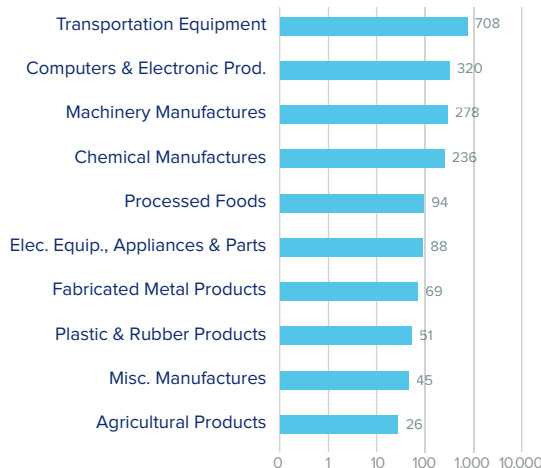
\$2.0 bn

Over 75% of Kansas's exports to Europe was concentrated in four main export categories: transportation equipment, computer & electronic products, machinery and chemicals.

Top European Export Markets, 2021

Country	Exports (\$ millions)
Germany	479
United Kingdom	374
France	190
Netherlands	131
Russia	83

Top Ten Exports to Europe, 2021 (\$ millions)



Kansas Goods Imports from Europe, 2021

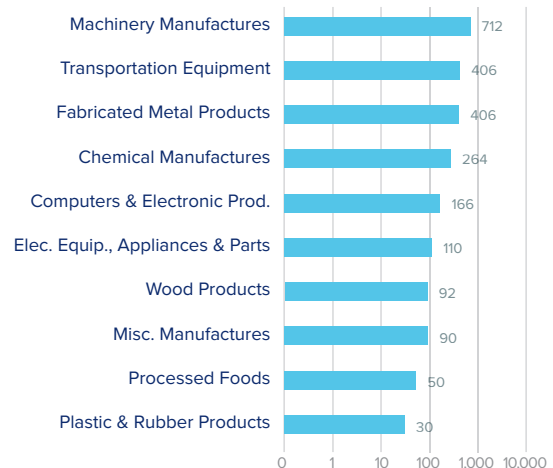
\$2.8 bn

Machinery manufactures represented 25% of the state's total imports from Europe.

Top European Import Markets, 2021

Country	Imports (\$ millions)
Germany	962
United Kingdom	315
Italy	228
Spain	220
France	152

Top Ten Imports from Europe, 2021 (\$ millions)



Sources: Bureau of Economic Analysis; U.S. Census Bureau; U.S. Department of Commerce; SelectUSA.