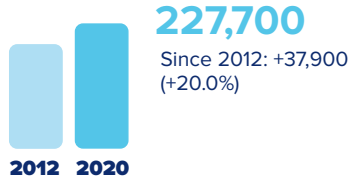


 **Illinois and Europe**



Employment within Illinois, 2020

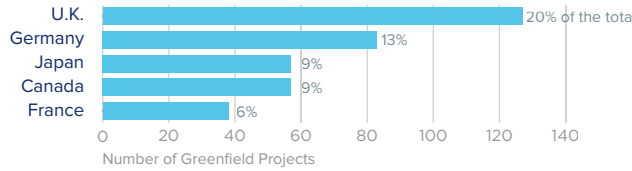
Country	Employment
United Kingdom	60,100
Japan	57,700
Germany	46,900
Canada	38,500
France	32,600

On a country basis, U.K. companies operating in Illinois represented 16% of total foreign affiliate employment in Illinois, with U.K. multinationals supporting approximately 1,600 more jobs in 2020 than in 2012.

Jobs directly supported by European investment. Total European-related jobs are likely to be higher, because these figures do not include jobs created by trade flows, indirect employment effects through distributors or suppliers, or via non-equity arrangements such as strategic alliances, joint ventures, or other deals.



Sources of Greenfield Foreign Direct Investment (FDI)



Number of projects does not directly translate to value of projects or jobs added. Greenfield FDI is investment in new assets. Greenfield projects listed on the right hand side are Greenfield projects in the state from all countries.



Illinois Goods Exports to Europe, 2021

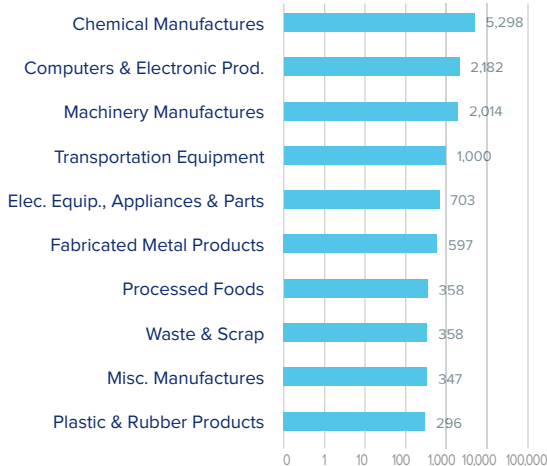
\$14.2 bn

Chemicals and computers & electronic products are top exports, followed by machinery and transportation equipment.

Top European Export Markets, 2021

Country	Exports (\$ millions)
Germany	3,759
United Kingdom	2,540
Netherlands	1,545
Belgium	1,053
Ireland	967

Top Ten Exports to Europe, 2021 (\$ millions)



Illinois Goods Imports from Europe, 2021

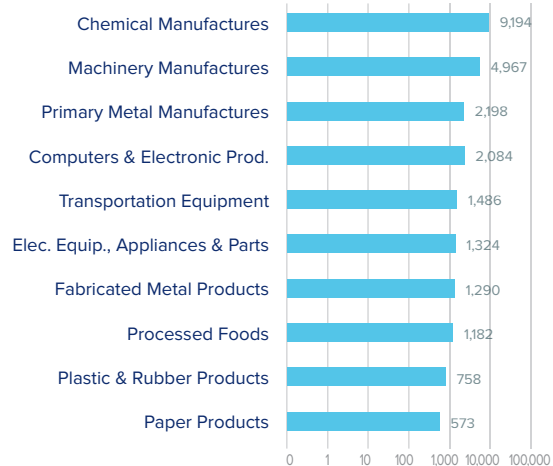
\$38.1 bn

Chemicals, machinery and metals were the state's top imports from Europe.

Top European Import Markets, 2021

Country	Imports (\$ millions)
Netherlands	9,790
Germany	9,648
United Kingdom	2,741
Italy	2,407
Ireland	2,069

Top Ten Imports from Europe, 2021 (\$ millions)



Sources: Bureau of Economic Analysis; U.S. Census Bureau; U.S. Department of Commerce; SelectUSA.