



Georgia and Europe



Employment within Georgia, 2020

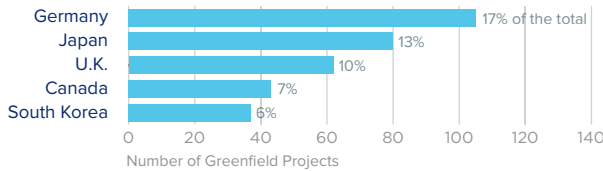
Country	Employment
Japan	36,100
Germany	33,900
United Kingdom	33,000
Canada	32,400
France	24,500

On a country basis, German companies operating in Georgia represented 12% of total foreign affiliate employment in Georgia, with German multinationals supporting approximately 11,000 more jobs in 2020 than in 2012.

Jobs directly supported by European investment. Total European-related jobs are likely to be higher, because these figures do not include jobs created by trade flows, indirect employment effects through distributors or suppliers, or via non-equity arrangements such as strategic alliances, joint ventures, or other deals.



Sources of Greenfield Foreign Direct Investment (FDI)



Number of projects does not directly translate to value of projects or jobs added. Greenfield FDI is investment in new assets. Greenfield projects listed on the right hand side are Greenfield projects in the state from all countries.



Georgia Goods Exports to Europe, 2021

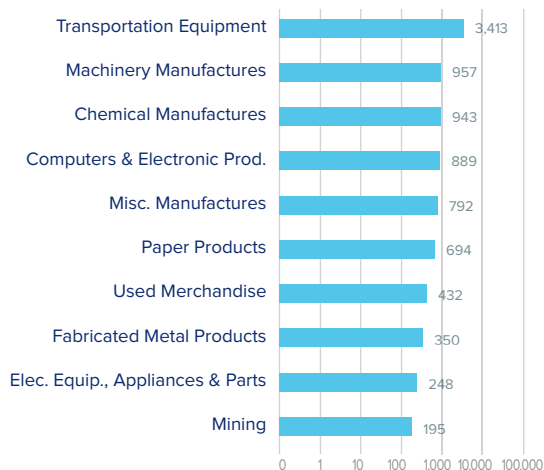
\$9.9 bn

Around third of Georgia's exports to Europe consist of transportation equipment.

Top European Export Markets, 2021

Country	Exports (\$ millions)
Germany	2,451
Netherlands	1,239
United Kingdom	1,009
Belgium	828
Italy	557

Top Ten Exports to Europe, 2021 (\$ millions)



Georgia Goods Imports from Europe, 2021

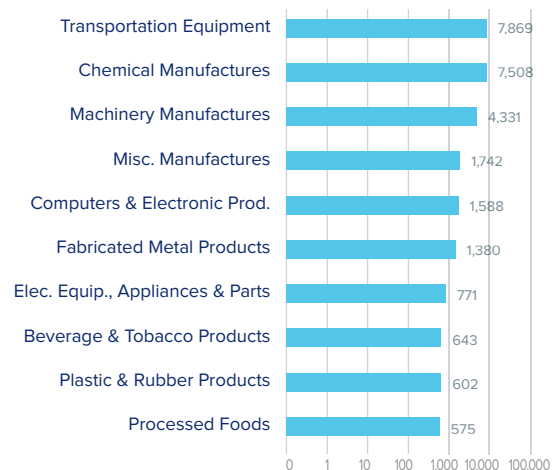
\$31.3 bn

Transportation equipment, chemicals and machinery manufactures were the top product imports from Europe.

Top European Import Markets, 2021

Country	Imports (\$ millions)
Germany	8,648
United Kingdom	3,532
France	2,985
Italy	2,454
Belgium	2,396

Top Ten Imports from Europe, 2021 (\$ millions)



Sources: Bureau of Economic Analysis; U.S. Census Bureau; U.S. Department of Commerce; SelectUSA.