



Washington, District of Columbia (D.C.) and Europe



Jobs



2012 2020

17,700

Since 2012: -1,700 (-8.8%)



European companies account for **79%** of foreign affiliate jobs

Employment within D.C., 2020

Country	Employment
United Kingdom	8,000
Germany	2,000
Canada	1,900
France	1,900
Switzerland	1,700

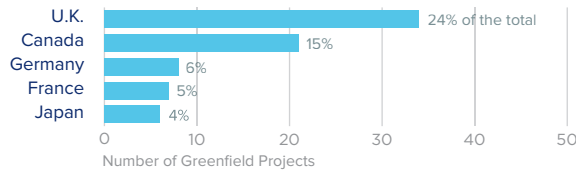
On a country basis, U.K. companies operating in Washington D.C. represented 36% of total foreign affiliate employment in DC, with U.K. multinationals supporting approximately 1,700 fewer jobs in 2020 than in 2012.

Jobs directly supported by European investment. Total European-related jobs are likely to be higher, because these figures do not include jobs created by trade flows, indirect employment effects through distributors or suppliers, or via non-equity arrangements such as strategic alliances, joint ventures, or other deals.



Investment

Sources of Greenfield Foreign Direct Investment (FDI)



141

Greenfield Projects (July 2011 - June 2021)

Number of projects does not directly translate to value of projects or jobs added. Greenfield FDI is investment in new assets. Greenfield projects listed on the right hand side are Greenfield projects in the state from all countries.



Trade

Washington, D.C. Goods Exports to Europe, 2019

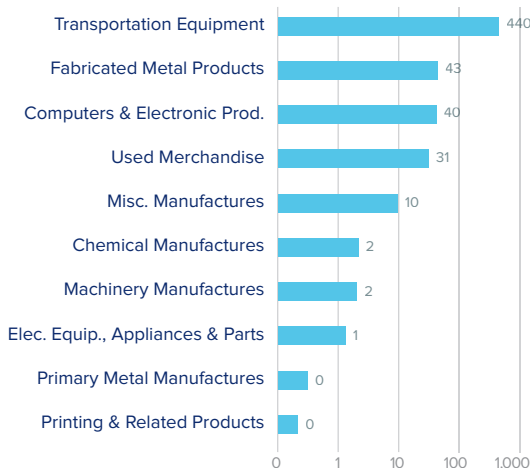
\$903.2 mn

Transportation Equipment accounts for 49% of Washington, D.C.'s total exports to Europe.

Top European Export Markets, 2019

Country	Exports (\$ millions)
United Kingdom	608
France	83
Poland	60
Sweden	42
Norway	27

Top Ten Exports to Europe, 2019 (\$ millions)



Washington, D.C. Goods Imports from Europe, 2019

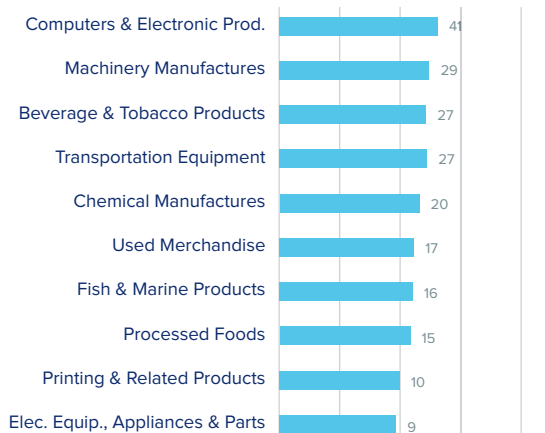
\$256.8 mn

Washington D.C.'s top imports from Europe are computers & electronic products, machinery and beverage & tobacco products.

Top European Import Markets, 2019

Country	Imports (\$ millions)
Germany	88
France	28
Turkey	27
United Kingdom	21
Switzerland	20

Top Ten Imports from Europe, 2019 (\$ millions)



*Exports of "special classification provisions" of \$292 billion excluded from chart. Sources: Bureau of Economic Analysis; U.S. Census Bureau; U.S. Department of Commerce; SelectUSA.