

Colorado and Europe



71,300
Since 2012: +21,500
(+43.2%)



European companies
account for
58%
of foreign affiliate jobs

Employment within Colorado, 2020

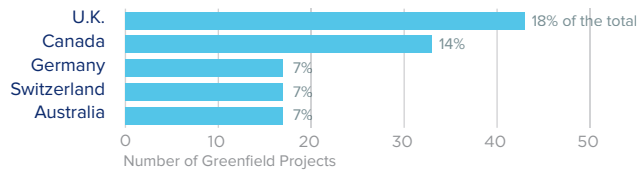
Country	Employment
Canada	20,700
United Kingdom	18,700
Japan	9,200
France	9,200
Germany	8,700

On a country basis, U.K. companies operating in Colorado represented 15% of total foreign affiliate employment in Colorado, with U.K. multinationals supporting approximately 6,000 more jobs in 2020 than in 2012.

Jobs directly supported by European investment. Total European-related jobs are likely to be higher, because these figures do not include jobs created by trade flows, indirect employment effects through distributors or suppliers, or via non-equity arrangements such as strategic alliances, joint ventures, or other deals.



Sources of Greenfield Foreign Direct Investment (FDI)



237
Greenfield Projects
(July 2011 - June 2021)

Number of projects does not directly translate to value of projects or jobs added. Greenfield FDI is investment in new assets. Greenfield projects listed on the right hand side are Greenfield projects in the state from all countries.



Colorado Goods Exports to Europe, 2021

\$1.8 bn

About 22% of the state's exports to Europe consisted of high-tech goods (computers & electronic products) in 2021.

Top European Export Markets, 2021

Country	Exports (\$ millions)
Switzerland	296
Germany	289
Netherlands	246
United Kingdom	226
France	181

Colorado Goods Imports from Europe, 2021

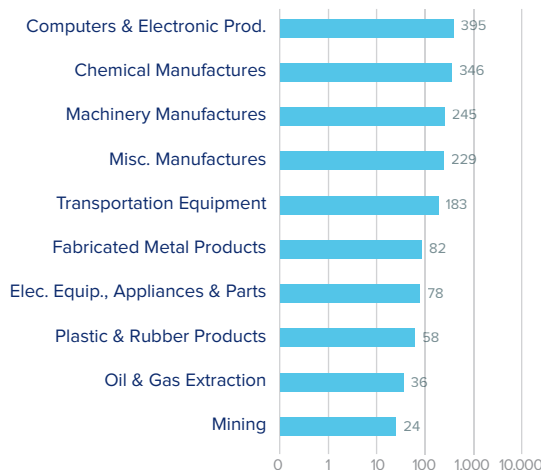
\$3.1 bn

Colorado's largest imports from Europe was machinery, followed by transportation equipment.

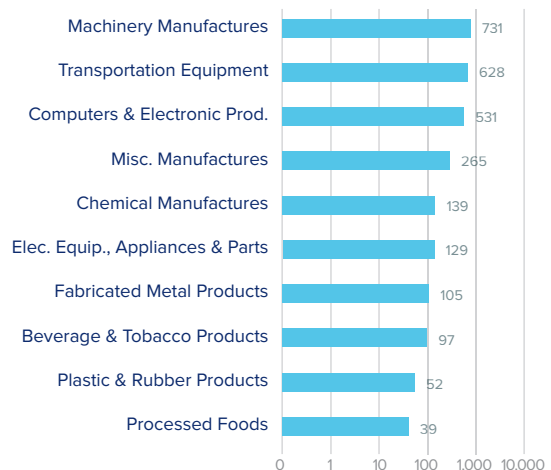
Top European Import Markets, 2021

Country	Imports (\$ millions)
Switzerland	717
Germany	621
France	259
Italy	255
United Kingdom	195

Top Ten Exports to Europe, 2021 (\$ millions)



Top Ten Imports from Europe, 2021 (\$ millions)



Sources: Bureau of Economic Analysis; U.S. Census Bureau; U.S. Department of Commerce; SelectUSA.