

Arkansas and Europe



29,600
Since 2012: +1,200 (+4.2%)



European companies account for **61%** of foreign affiliate jobs

Employment within Arkansas, 2020

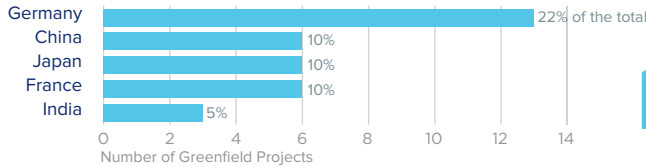
Country	Employment
United Kingdom	8,100
France	5,800
Japan	5,000
Switzerland	4,800
Canada	4,700

On a country basis, U.K. companies operating in Arkansas represented 17% of total foreign affiliate employment in Arkansas, with U.K. multinationals supporting approximately 3,400 more jobs in 2020 than in 2012.

Jobs directly supported by European investment. Total European-related jobs are likely to be higher, because these figures do not include jobs created by trade flows, indirect employment effects through distributors or suppliers, or via non-equity arrangements such as strategic alliances, joint ventures, or other deals.



Sources of Greenfield Foreign Direct Investment (FDI)



Number of projects does not directly translate to value of projects or jobs added. Greenfield FDI is investment in new assets. Greenfield projects listed on the right hand side are Greenfield projects in the state from all countries.



Arkansas Goods Exports to Europe, 2021

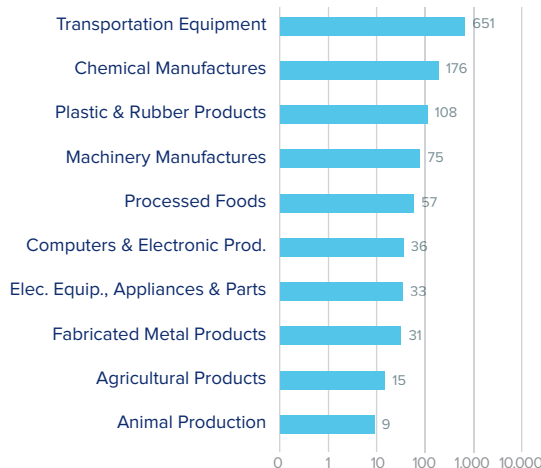
\$1.2 bn

Transportation equipment made up 52% of exports to Europe in 2021.

Top European Export Markets, 2021

Country	Exports (\$ millions)
United Kingdom	362
France	218
Netherlands	133
Germany	129
Belgium	80

Top Ten Exports to Europe, 2021 (\$ millions)



Arkansas Goods Imports from Europe, 2021

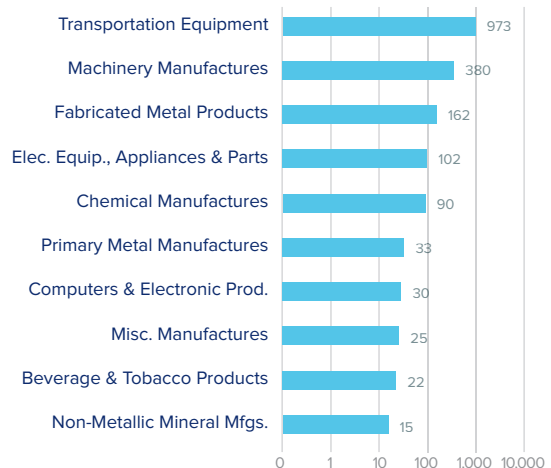
\$2.0 bn

Transportation equipment is the top imported product from Europe, representing 49% of total imports.

Top European Import Markets, 2021

Country	Imports (\$ millions)
France	807
Germany	328
Italy	189
United Kingdom	151
Turkey	64

Top Ten Imports from Europe, 2021 (\$ millions)



Sources: Bureau of Economic Analysis; U.S. Census Bureau; U.S. Department of Commerce; SelectUSA.