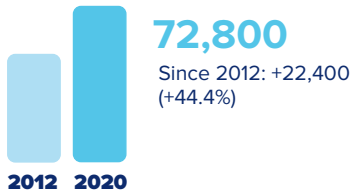


## Arizona and Europe



### Employment within Arizona, 2020

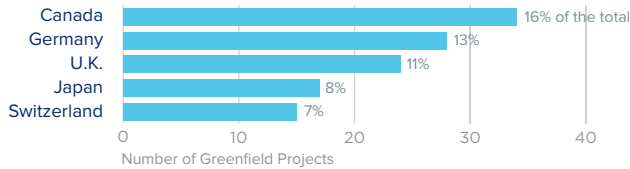
Country	Employment
Canada	21,700
United Kingdom	21,100
Japan	12,000
Germany	11,000
France	10,400

On a country basis, U.K. companies operating in Arizona represented 16% of total foreign affiliate employment in Arizona, with U.K. multinationals supporting approximately 7,400 more jobs in 2020 than in 2012.

Jobs directly supported by European investment. Total European-related jobs are likely to be higher, because these figures do not include jobs created by trade flows, indirect employment effects through distributors or suppliers, or via non-equity arrangements such as strategic alliances, joint ventures, or other deals.



### Sources of Greenfield Foreign Direct Investment (FDI)



Number of projects does not directly translate to value of projects or jobs added. Greenfield FDI is investment in new assets. Greenfield projects listed on the right hand side are Greenfield projects in the state from all countries.



### Arizona Goods Exports to Europe, 2021

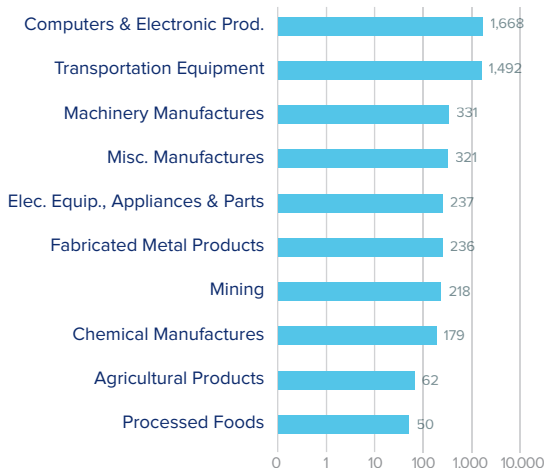
**\$5.0 bn**

About two thirds of the state's exports to Europe consist of computers & electronic products and transportation equipment.

#### Top European Export Markets, 2021

Country	Exports (\$ millions)
Ireland	890
Netherlands	805
United Kingdom	582
Germany	555
France	470

#### Top Ten Exports to Europe, 2021 (\$ millions)



### Arizona Goods Imports from Europe, 2021

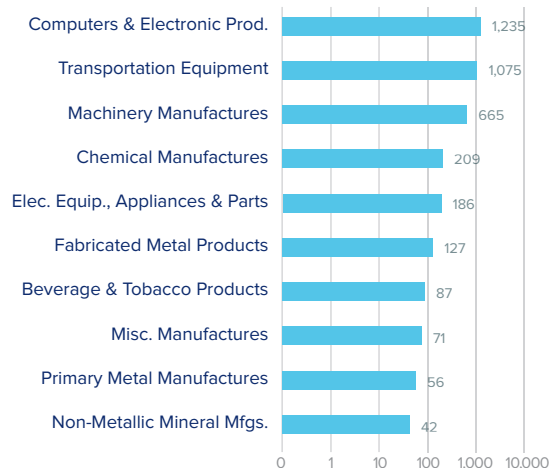
**\$5.2 bn**

Arizona's largest merchandise imports from Europe were computers & electronic products and transportation equipment, which combined represent almost half of the state's total imports from Europe.

#### Top European Import Markets, 2021

Country	Imports (\$ millions)
Germany	918
United Kingdom	862
France	756
Italy	550
Spain	389

#### Top Ten Imports from Europe, 2021 (\$ millions)



Sources: Bureau of Economic Analysis; U.S. Census Bureau; U.S. Department of Commerce; SelectUSA.