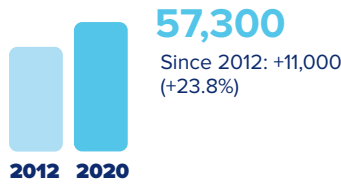


Alabama and Europe



Employment within Alabama, 2020

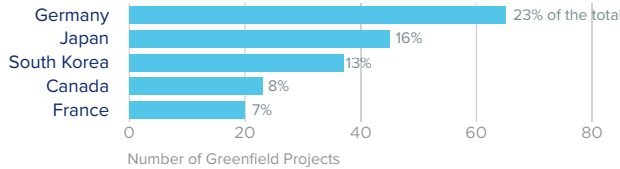
Country	Employment
Japan	21,000
Germany	16,500
Canada	15,400
United Kingdom	11,900
France	9,000

On a country basis, German companies operating in Alabama represented 14% of total foreign affiliate employment in Alabama, with German multinationals supporting approximately 5,300 more jobs in 2020 than in 2012.

Jobs directly supported by European investment. Total European-related jobs are likely to be higher, because these figures do not include jobs created by trade flows, indirect employment effects through distributors or suppliers, or via non-equity arrangements such as strategic alliances, joint ventures, or other deals.



Sources of Greenfield Foreign Direct Investment (FDI)



Number of projects does not directly translate to value of projects or jobs added. Greenfield FDI is investment in new assets. Greenfield projects listed on the right hand side are Greenfield projects in the state from all countries.



Alabama Goods Exports to Europe, 2021

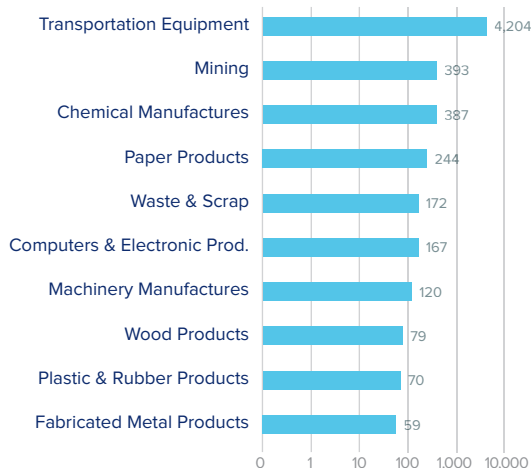
\$6.2 bn

68% of total exports from Alabama to Europe were transportation equipment, reflecting the state's linkages with European auto manufacturers.

Top European Export Markets, 2021

Country	Exports (\$ millions)
Germany	3,707
United Kingdom	415
Belgium	415
Russia	269
France	251

Top Ten Exports to Europe, 2021 (\$ millions)



Alabama Goods Imports from Europe, 2021

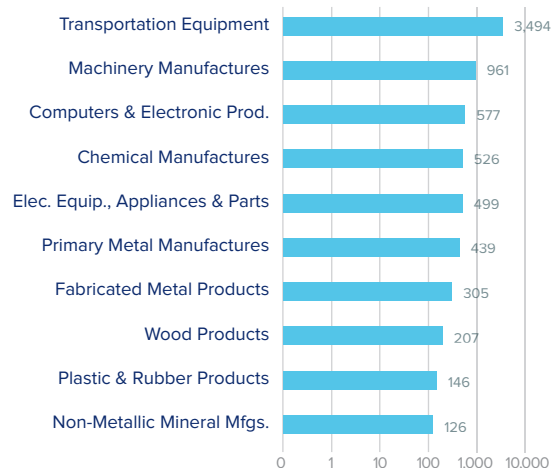
\$7.7 bn

Transportation equipment and machinery manufactures were the top product imports from Europe.

Top European Import Markets, 2021

Country	Imports (\$ millions)
Germany	3,997
France	661
United Kingdom	656
Italy	289
Russia	228

Top Ten Imports from Europe, 2021 (\$ millions)



Sources: Bureau of Economic Analysis; U.S. Census Bureau; U.S. Department of Commerce; SelectUSA.