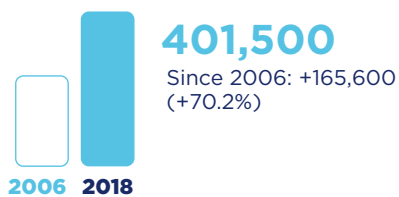


Texas and Europe

Jobs



Employment within Texas, 2018

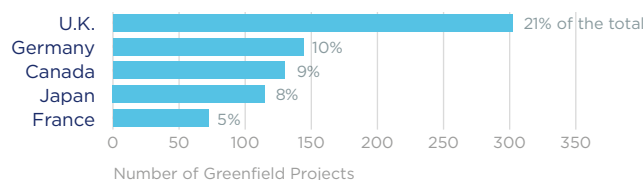
Country	Employment
United Kingdom	119,900
Japan	75,300
France	64,400
Germany	60,400
Canada	56,700

On a country basis, U.K. companies operating in Texas represented 18% of total foreign affiliate employment in Texas, with U.K. multinationals supporting approximately 49,300 more jobs in 2018 than in 2010.

Jobs directly supported by European investment. Total European-related jobs are likely to be higher, because these figures do not include jobs created by trade flows, indirect employment effects through distributors or suppliers, or via non-equity arrangements such as strategic alliances, joint ventures, or other deals.

Investment

Sources of Greenfield Foreign Direct Investment (FDI)



Number of projects does not directly translate to value of projects or jobs added. Greenfield FDI is investment in new assets.

Trade

Texas Goods Exports to Europe, 2019

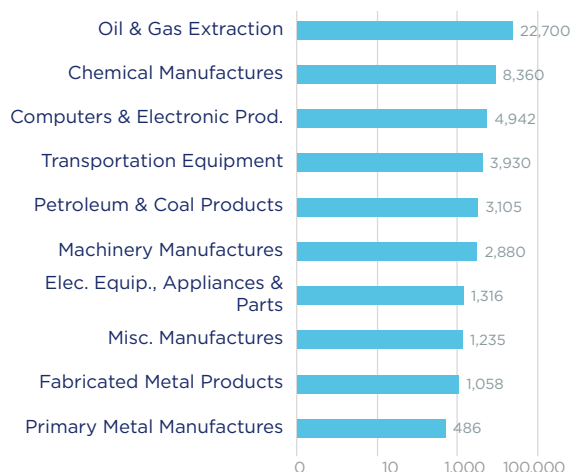
\$52.5 bn

Oil and gas exports to Europe have soared in recent years, due to the shale revolution in the Permian Basin and the opening up of U.S. export markets.

Top European Export Markets, 2019

Country	Exports (\$ millions)
Netherlands	11,595
United Kingdom	9,618
France	4,678
Germany	4,535
Italy	4,109

Top Ten Exports to Europe, 2019 (\$ millions)



Texas Goods Imports from Europe, 2019

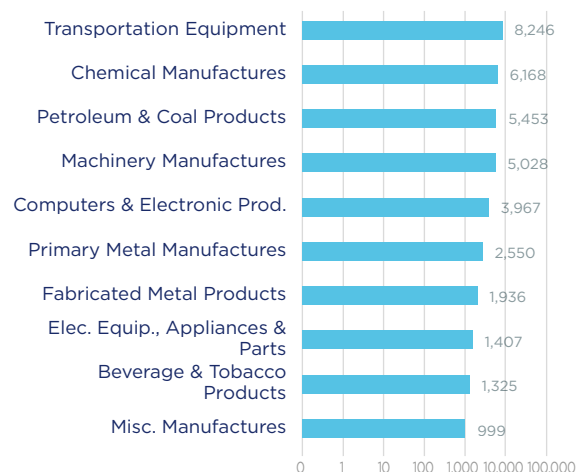
\$42.9 bn

Transportation equipment and chemicals are the top product imports, though total imports are relatively diverse with petroleum & coal and machinery also key imports.

Top European Import Markets, 2019

Country	Imports (\$ millions)
Germany	8,034
United Kingdom	5,502
Italy	3,931
Russia	3,880
France	3,306

Top Ten Imports from Europe, 2019 (\$ millions)



Sources: Bureau of Economic Analysis; U.S. Census Bureau; U.S. Department of Commerce; SelectUSA.