

Switzerland and the United States

United States in Switzerland

Switzerland in the United States

97,515



Jobs

460,183

Jobs directly supported by majority-owned affiliates. Estimates for 2020. Total U.S.-related jobs are likely to be higher, because these figures do not include jobs created by trade flows, indirect employment effects through distributors or suppliers, or via non-equity arrangements such as strategic alliances, joint ventures, or other deals.

\$211.9 bn



Investment

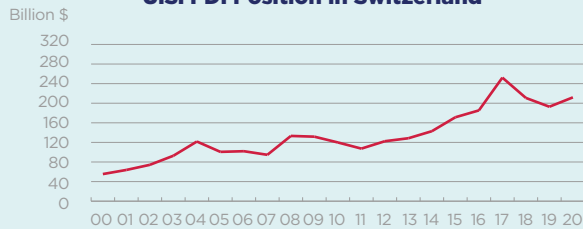
\$300.3 bn

Foreign Direct Investment (FDI), 2020

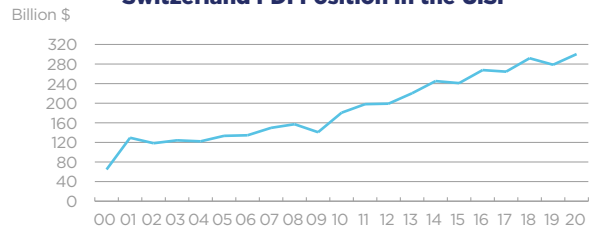
Foreign Direct Investment (FDI), 2020

The investment balance favors the U.S.— Swiss direct investment stock in the U.S. exceeded U.S. investment in Switzerland by about \$90 billion. The largest industries for U.S.-Switzerland bi-lateral investment were finance and insurance, chemicals manufacturing and non-bank holding companies. Estimates show the employment balance significantly favors the United States.

U.S. FDI Position in Switzerland



Switzerland FDI Position in the U.S.



Foreign direct investment position, historic-cost basis, 2000-2020.

\$18.1 bn



Trade in Goods

\$74.8 bn

U.S. Goods Exports to Switzerland, 2020

U.S. Goods Imports from Switzerland, 2020

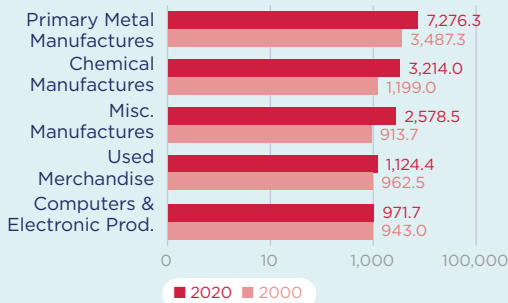
7.2% The U.S. supplied 7.2% of Switzerland's total imports...

16.1% ...but the U.S. share increases to 16.1% when trade with the EU and U.K. is excluded from the total.

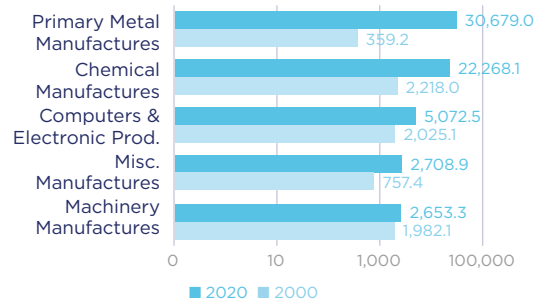
21.8% The U.S. received 21.8% of the total goods Switzerland exported to the world...

40.5% ...but the U.S. share increases to 40.5% when trade with the EU and U.K. is excluded from the total.

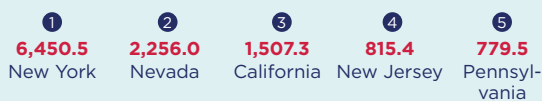
Top Five U.S. Goods Exports to Switzerland (\$ millions)



Top Five U.S. Goods Imports from Switzerland (\$ millions)



Top State Exporters of Goods to Switzerland (\$ millions)



Top State Importers of Goods from Switzerland (\$ millions)



\$42.0 bn



Trade in Services

\$24.9 bn

U.S. Services Exports to Switzerland, 2020

U.S. Services Imports from Switzerland, 2020

Sources: Bureau of Economic Analysis; U.S. Commerce Department; International Monetary Fund; Office of Trade and Economic Analysis.