

Switzerland and the United States

United States in Switzerland

Switzerland in the United States

101,872



490,438

Jobs directly supported by majority-owned affiliates. Estimates for 2019. Total U.S.-related jobs are likely to be higher, because these figures do not include jobs created by trade flows, indirect employment effects through distributors or suppliers, or via non-equity arrangements such as strategic alliances, joint ventures, or other deals.

\$229.0 bn



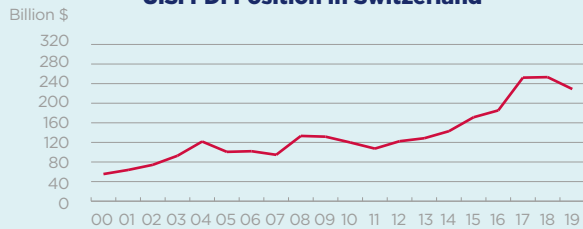
\$300.4 bn

Foreign Direct Investment (FDI), 2019

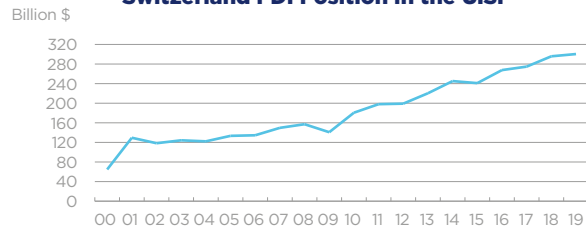
Foreign Direct Investment (FDI), 2019

The investment balance favors the U.S.—direct investment stock in Switzerland totaled \$229 billion in 2019 versus \$300 billion of Swiss investment in the U.S. The largest industries for U.S.-Switzerland bi-lateral investment were finance and insurance, chemicals manufacturing and non-bank holding companies. Estimates show the employment balance significantly favors the United States, and that U.S. affiliates in Switzerland and Swiss affiliates in the U.S. each added thousands of additional workers to their payrolls in 2019.

U.S. FDI Position in Switzerland



Switzerland FDI Position in the U.S.



Foreign direct investment position, historic-cost basis, 2000-2019.

\$17.9 bn



\$44.6 bn

U.S. Goods Exports to Switzerland, 2019

U.S. Goods Imports from Switzerland, 2019

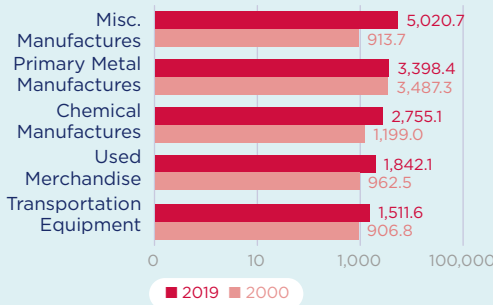
6.8% The U.S. supplied 6.8% of Switzerland's total imports...

16.7% ...but the U.S. share increases to 16.7% when trade with the EU and U.K. is excluded from the total.

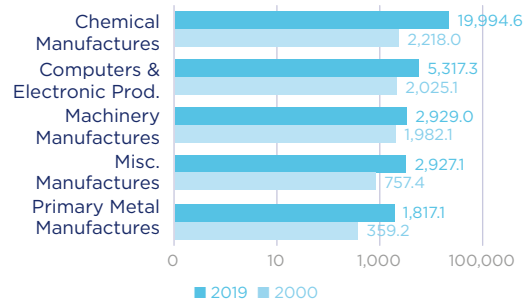
14.0% The U.S. received 14.0% of the total goods Switzerland exported to the world...

28.0% ...but the U.S. share increases to 28.0% when trade with the EU and U.K. is excluded from the total.

Top Five U.S. Goods Exports to Switzerland (\$ millions)



Top Five U.S. Goods Imports from Switzerland (\$ millions)



Top State Exporters of Goods to Switzerland (\$ millions)



Top State Importers of Goods from Switzerland (\$ millions)



\$46.8 bn



\$25.0 bn

U.S. Services Exports to Switzerland, 2019

U.S. Services Imports from Switzerland, 2019

Sources: Bureau of Economic Analysis; U.S. Commerce Department; International Monetary Fund; Office of Trade and Economic Analysis.