

Sweden and the United States

United States in Sweden

Sweden in the United States

75,262



234,816

Jobs directly supported by majority-owned affiliates. Estimates for 2019. Total U.S.-related jobs are likely to be higher, because these figures do not include jobs created by trade flows, indirect employment effects through distributors or suppliers, or via non-equity arrangements such as strategic alliances, joint ventures, or other deals.

\$38.8 bn



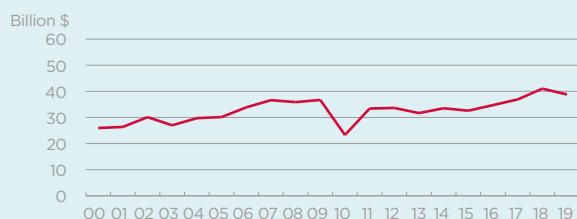
\$52.7 bn

Foreign Direct Investment (FDI), 2019

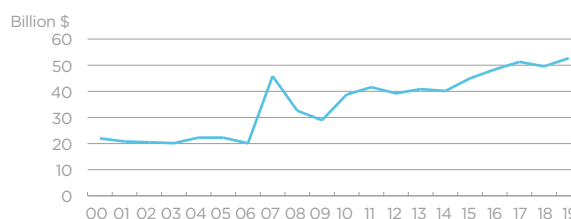
Foreign Direct Investment (FDI), 2019

The investment balance favors the U.S., with Swedish direct investment in the U.S. totaling \$52.7 billion, while the U.S. investment stock in Sweden was \$38.8 billion in 2019. The value added of Swedish affiliates in the U.S. also exceeded that of U.S. foreign affiliates in Sweden. The employment balance is also heavily skewed in favor of the United States, with Swedish firms estimated to have employed over 230,000 U.S. workers in 2019.

U.S. FDI Position in Sweden



Sweden FDI Position in the U.S.



Foreign direct investment position, historic-cost basis, 2000-2019.

\$4.4 bn



\$12.1 bn

U.S. Goods Exports to Sweden, 2019

U.S. Goods Imports from Sweden, 2019

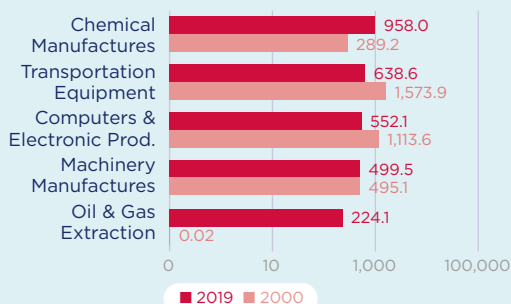
3.0% The U.S. supplied 3.0% of Sweden's total imports...

9.9% ...but the U.S. share increases to 9.9% when intra-EU trade is excluded from the total.

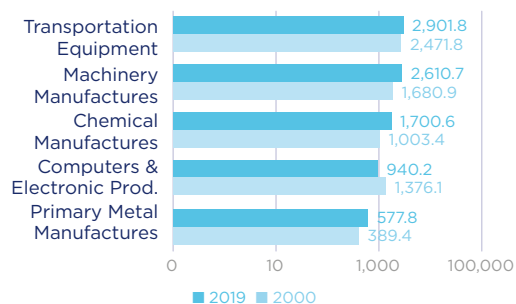
8.0% The U.S. received 8.0% of the total goods Sweden exported to the world...

18.8% ...but the U.S. share increases to 18.8% when intra-EU trade is excluded from the total.

Top Five U.S. Goods Exports to Sweden (\$ millions)



Top Five U.S. Goods Imports from Sweden (\$ millions)



Top State Exporters of Goods to Sweden (\$ millions)



Top State Importers of Goods from Sweden (\$ millions)



\$6.7 bn



\$3.3 bn

U.S. Services Exports to Sweden, 2019

U.S. Services Imports from Sweden, 2019

Note: U.K. included in EU for purposes of calculating intra-EU trade. Sources: Bureau of Economic Analysis; U.S. Commerce Department; International Monetary Fund; Office of Trade and Economic Analysis.