



Spain and the United States

United States in Spain

177,891



Jobs

Spain in the United States

86,296

Jobs directly supported by majority-owned affiliates. Estimates for 2020. Total U.S.-related jobs are likely to be higher, because these figures do not include jobs created by trade flows, indirect employment effects through distributors or suppliers, or via non-equity arrangements such as strategic alliances, joint ventures, or other deals.

\$38.5 bn



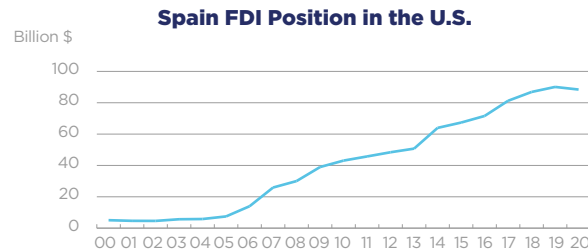
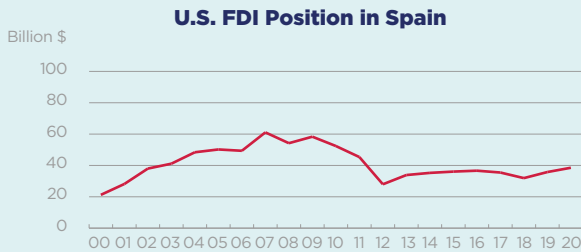
Investment

Foreign Direct Investment (FDI), 2020

Since 2011, the investment balance shifted in favor of the U.S., as Spain's economy was squeezed by a severe recession and resulting austerity measures. Since then, U.S. direct investment in Spain has slightly recovered, totaling \$38 billion in 2020. Meanwhile, the U.S. has seen its inward FDI stock from Spain rise by almost 125% since 2009. Prior to the 2020 COVID-19 recession, Spanish investment in the U.S. had increased every year since 2002. U.S. affiliates based in Spain employ about twice as many workers as Spanish affiliates employ in the U.S., according to 2020 estimates.

\$88.4 bn

Foreign Direct Investment (FDI), 2020



Foreign direct investment position, historic-cost basis, 2000-2020.

\$12.9 bn



Trade in Goods

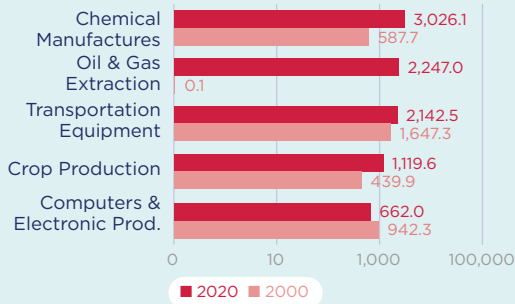
U.S. Goods Exports to Spain, 2020

4.1% The U.S. supplied 4.1% of Spain's total imports...
10.4% ...but the U.S. share increases to 10.4% when intra-EU trade is excluded from the total.

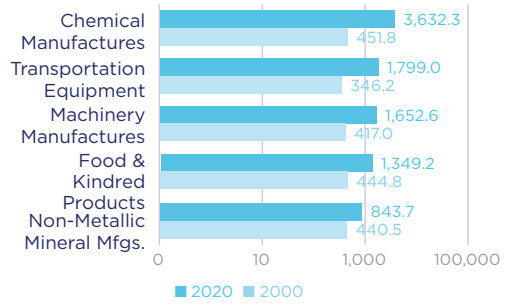
U.S. Goods Imports from Spain, 2020

4.5% The U.S. received 4.5% of the total goods Spain exported to the world...
13.8% ...but the U.S. share increases to 13.8% when intra-EU trade is excluded from the total.

Top Five U.S. Goods Exports to Spain (\$ millions)



Top Five U.S. Goods Imports from Spain (\$ millions)



Top State Exporters of Goods to Spain (\$ millions)



Top State Importers of Goods from Spain (\$ millions)



\$5.0 bn



Trade in Services

U.S. Services Exports to Spain, 2020

\$3.6 bn

U.S. Services Imports from Spain, 2020

Sources: Bureau of Economic Analysis; U.S. Commerce Department; International Monetary Fund; Office of Trade and Economic Analysis.