



Spain and the United States

United States in Spain

178,556



Spain in the United States

92,655

Jobs directly supported by majority-owned affiliates. Estimates for 2019. Total U.S.-related jobs are likely to be higher, because these figures do not include jobs created by trade flows, indirect employment effects through distributors or suppliers, or via non-equity arrangements such as strategic alliances, joint ventures, or other deals.

\$40.8 bn

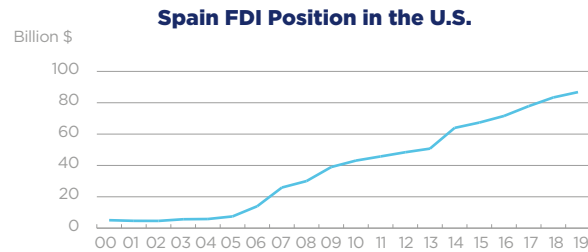
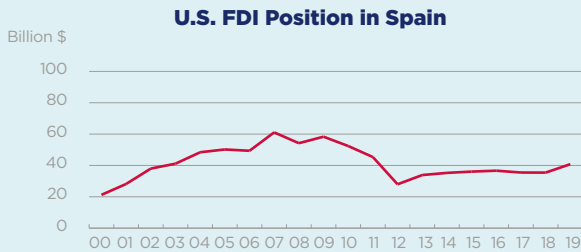


Foreign Direct Investment (FDI), 2019

Since 2011, the investment balance shifted in favor of the U.S., as Spain's economy was squeezed by a severe recession and resulting austerity measures. Since then, U.S. direct investment in Spain has slightly recovered, amounting to \$41 billion in 2019. Meanwhile, the U.S. has seen its inward FDI stock from Spain rise by almost 125% since 2009. Spanish investment in the U.S. has increased every year since 2002. U.S. affiliates based in Spain added roughly 2,800 workers to their payrolls in 2019, and employ about 1.9 times as many workers as Spanish affiliates employ in the U.S., according to estimates.

\$86.8 bn

Foreign Direct Investment (FDI), 2019



Foreign direct investment position, historic-cost basis, 2000-2019.

\$15.2 bn



U.S. Goods Exports to Spain, 2019

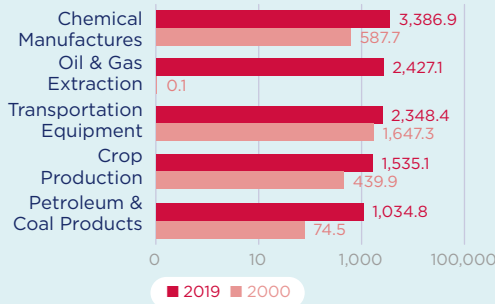
4.0% The U.S. supplied 4.0% of Spain's total imports...
9.5% ...but the U.S. share increases to 9.5% when intra-EU trade is excluded from the total.

\$16.8 bn

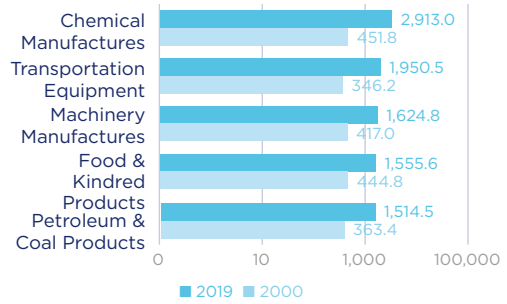
U.S. Goods Imports from Spain, 2019

4.6% The U.S. received 4.6% of the total goods Spain exported to the world...
13.4% ...but the U.S. share increases to 13.4% when intra-EU trade is excluded from the total.

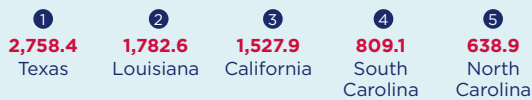
Top Five U.S. Goods Exports to Spain (\$ millions)



Top Five U.S. Goods Imports from Spain (\$ millions)



Top State Exporters of Goods to Spain (\$ millions)



Top State Importers of Goods from Spain (\$ millions)



\$8.7 bn



U.S. Services Exports to Spain, 2019

\$7.8 bn

U.S. Services Imports from Spain, 2019

Sources: Bureau of Economic Analysis; U.S. Commerce Department; International Monetary Fund; Office of Trade and Economic Analysis.