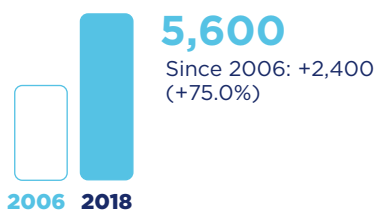


South Dakota and Europe

Jobs



Employment within South Dakota, 2018

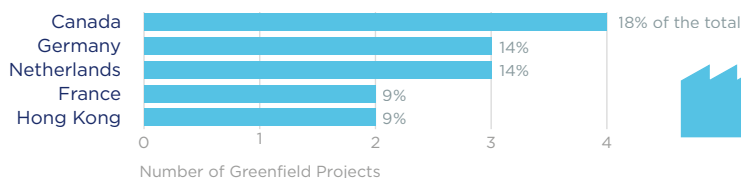
Country	Employment
Canada	2,800
United Kingdom	1,600
France	1,400
Germany	1,100
Switzerland	400

On a country basis, U.K. companies operating in South Dakota represented 11% of total foreign affiliate employment in South Dakota, with U.K. multinationals supporting approximately 100 more jobs in 2018 than in 2010.

Jobs directly supported by European investment. Total European-related jobs are likely to be higher, because these figures do not include jobs created by trade flows, indirect employment effects through distributors or suppliers, or via non-equity arrangements such as strategic alliances, joint ventures, or other deals.

Investment

Sources of Greenfield Foreign Direct Investment (FDI)



Number of projects does not directly translate to value of projects or jobs added. Greenfield FDI is investment in new assets.

Trade

South Dakota Goods Exports to Europe, 2019

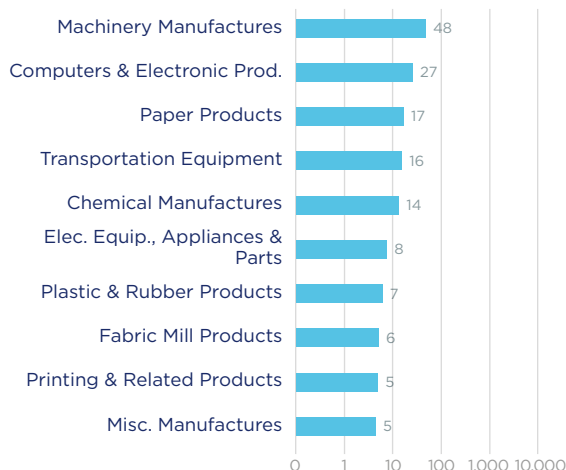
\$159.9 m

Machinery manufactures are the state's top export to Europe.

Top European Export Markets, 2019

Country	Exports (\$ millions)
Germany	44
Belgium	31
United Kingdom	23
Ukraine	13
Netherlands	9

Top Ten Exports to Europe, 2019 (\$ millions)



South Dakota Goods Imports from Europe, 2019

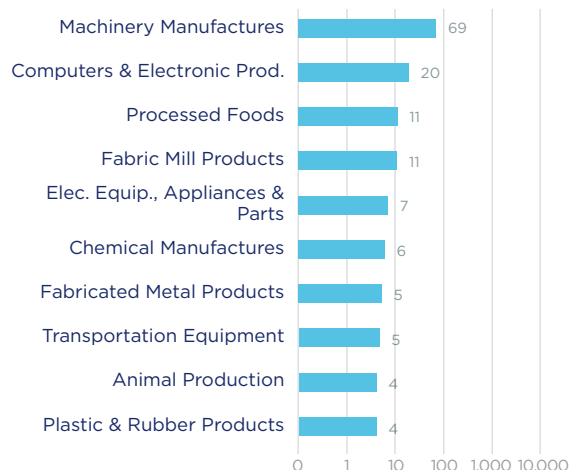
\$165.1 m

Machinery manufactures, computers & electronic products, and processed foods make up the bulk of imports from Europe.

Top European Import Markets, 2019

Country	Imports (\$ millions)
Germany	42
Italy	25
Netherlands	20
United Kingdom	12
Switzerland	9

Top Ten Imports from Europe, 2019 (\$ millions)



Sources: Bureau of Economic Analysis; U.S. Census Bureau; U.S. Department of Commerce; SelectUSA.